


---

# NEET-MDS

---



2021

## Information Bulletin

- ◆ National Eligibility Cum Entrance Test - MDS
- ◆ Admission to MDS Courses - 2021 session

---

## IMPORTANT DATES

Processes	Timelines
<b>Availability of the Information Bulletin</b>	26th October 2020 Onwards
<b>Online Submission of Application</b>	26th October (5 PM Onwards) to 15th November 2020 (Till 11:55PM)
<b>Edit Window for All the Candidates</b>	17th November to 19th November 2020
<b>Final Edit Window to rectify Deficient/Incorrect Images:</b> 1. Photograph 2. Signatures 3. Thumb Impression	29th November to 30th November 2020
<b>Issue of Admit Card</b>	9th December 2020
<b>Examination Date</b>	16th December 2020
<b>Declaration of Result</b>	By 31st December 2020

---

## ABBREVIATIONS:

NBE	National Board of Examinations
NEET-MDS	National Eligibility-cum-Entrance Test-MDS
GoI	Government of India
MoHFW	Ministry of Health and Family Welfare, Government of India
DCI	Dental Council of India
EEC	Examination Ethics Committee
EWS	Economically Weaker Section
NDA	Non Disclosure Agreement
MCC	Medical Counseling Committee
TCA	Test Centre Administrator
AFMS	Armed Forces Medical Services
DGHS	Directorate General of Health Services
ST	Scheduled Tribe
SC	Scheduled Caste
OBC	Other Backward Class
UR	Unreserved Category
PWD	Persons with benchmark Disabilities
UMC	Unfair Means Case

---

## CONTACT NBE:

- ❖ The information bulletin & website ([www.nbe.edu.in](http://www.nbe.edu.in)) shall guide you through the entire process of application submission and help to answer most of your queries. In case you are still facing issues, then NBE Candidate Care Support is available by phone and email.
- ❖ For exam related queries, contact National Board of Examinations at:

Helpline Number	022-61087595
Email	helpdesknbeexam@gmail.com
Official Website	<a href="http://www.nbe.edu.in">www.nbe.edu.in</a>

- ❖ **Phone support** will be available during these times:
  - **26th October 2020 to 31st December 2020:** 9:30 AM to 6:00 PM from Monday to Friday
  - **16th December 2020 (Examination day):** 7:00 AM to 7:00 PM
  - NBE Candidate Care will be closed on Saturday, Sunday & Gazetted holidays.
  - **Availability of seats and counseling:** Contact Medical Counseling Committee (MCC), Directorate General of Health Services, Ministry of Health & Family Welfare, Govt. of India for seat availability, counseling etc. Contact details of MCC, ADG(ME), Directorate General of Health Services, Ministry of Health & Family Welfare is given below:

Official Website	<a href="http://www.mcc.nic.in">www.mcc.nic.in</a> <a href="http://www.mohfw.gov.in">www.mohfw.gov.in</a>
Email	mccpostgraduate@gmail.com

---

# INDEX

S. No	CONTENTS	Page Number
1	Introduction	6
2	Information for Candidates	9
3	Examination Fee	15
4	Eligibility Criteria	16
5	Scheme of NEET-MDS 2021	20
6	Admit Card and Test Day Procedures	23
7	Centre for NEET-MDS 2021	30
8	Instructions to Fill Online NEET-MDS 2021 Application Form	32
9	Caution Notice, Non- Disclosure Agreement and Unfair Means	38
10	Result & Counseling	44
11	Admissions to MDS Courses at Armed Forces Medical Services Institutions and for SSC entry in Army Dental Corps	54
12	Communication Protocols	58
13	Image Upload Instructions	60
14	Annexures	77

---

# 1. Introduction

NEET-MDS is an eligibility-cum-ranking examination prescribed as the single entrance examination for admission to various MDS Courses under Dentists Act, 1948 (amended from time to time).

No other entrance examination, either at the state or the Institution level, shall be valid for entry to MDS courses. Qualifying NEET-MDS is mandatory for entry to MDS courses under various Universities/ Institutions in the country.

## Scope of NEET-MDS

**NEET-MDS 2021** shall be the single eligibility cum entrance examination for admission to MDS Courses for the academic session 2021 which will include the following:

1. All India 50% quota seats for MDS courses (all states)
2. State quota seats for MDS courses for all States/Union territories of India.
3. MDS courses at all Private Dental Colleges, Institutions & Universities all across the country
4. MDS courses at Armed Forces Medical Services Institutions.
5. Screening exam for dental surgeons (BDS & MDS) for Short Service Commission in Army Dental Corps

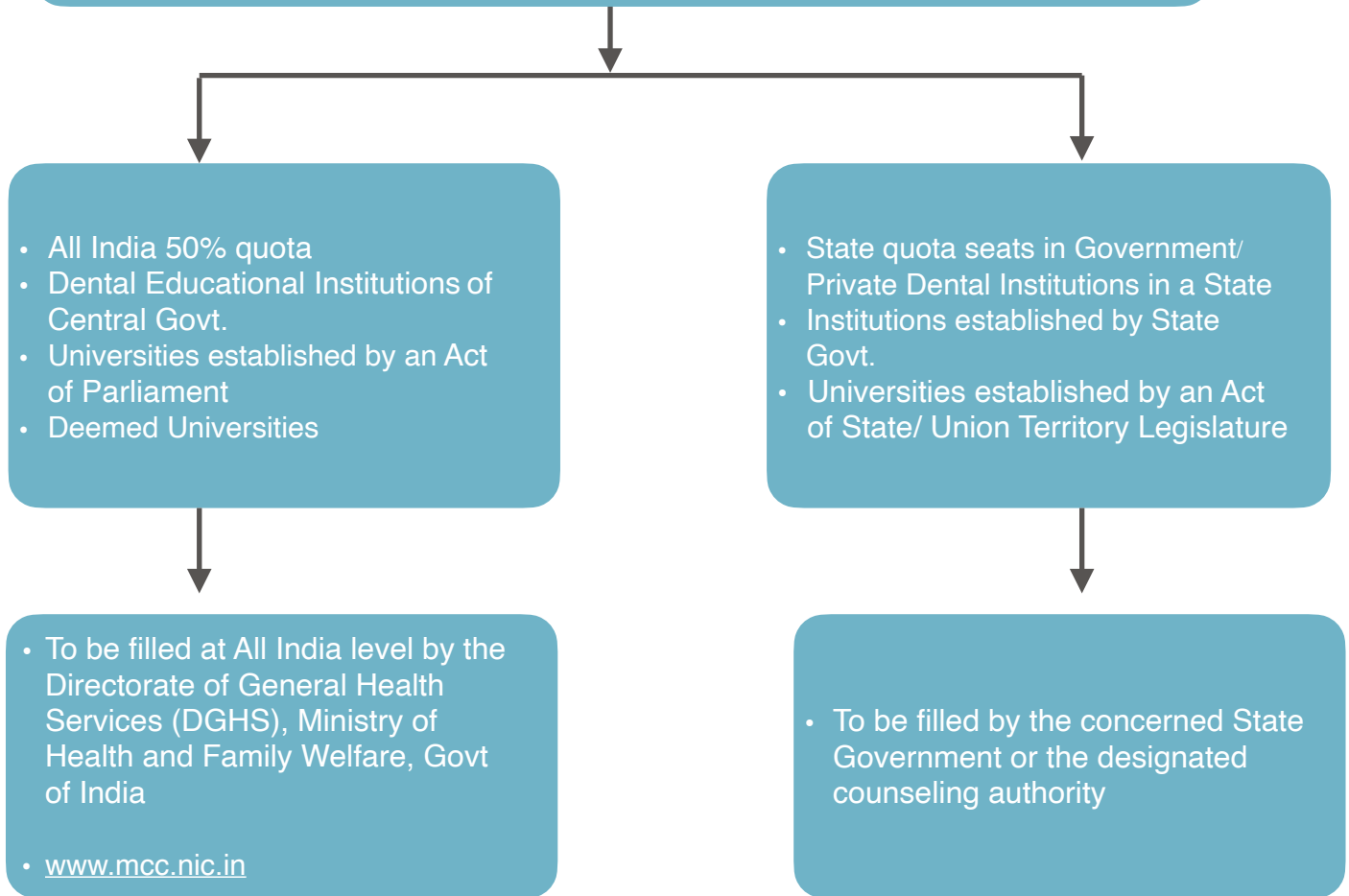
The following Dental institution(s) are not covered for admission to MDS courses through NEET-MDS for 2021 admission session:

1. AIIMS, New Delhi

No state government/private dental college/Universities shall be conducting any separate entrance for admission to their MDS Courses for the admission session 2021

---

## NEET-MDS 2021 FOR ADMISSION TO MDS COURSES



### About National Board of Examinations

The Government of India established the National Board of Examinations (NBE) in 1975 with the objective of improving the quality of the Medical Education by establishing high and uniform standards of postgraduate examinations in modern medicine on an All India Basis and utilizing existing healthcare infrastructure for capacity building.

The prime objectives of NBE is to elevate the standards of post graduate medical education in modern medicine and conducting examinations of high standard on an all India basis.

NBE provides a common national standard for evaluation of minimum level of attainment of the knowledge and competencies of post graduate and post doctoral training.

NBE conducts the following examinations:

<b>Name of Examination</b>	<b>Remarks</b>
<b>NEET - PG</b>	Single window entrance examination for admission to MD/MS/PG Diploma and Post MBBS DNB Courses
<b>NEET - MDS</b>	Single window entrance examination for admission to MDS Courses
<b>NEET - SS</b>	Single window entrance examination for admission to DM/MCh and DNB Superspecialty Courses
<b>PDCET (Post Diploma CET)</b>	Single window entrance examination for admission to Post Diploma DNB Broad specialty Courses
<b>FELLOWSHIP ENTRANCE TEST (FET)</b>	Single window entrance examination for admission to various Fellowship (FNB) Courses of NBE
<b>FMGE</b>	Screening Test for Foreign Medical Graduates conducted as per Screening Test Regulations, 2002
<b>FDGE</b>	Screening Test for Foreign Dental Graduates
<b>MRE/DRE</b>	Medical Registration Examination/Dental Registration Examination for Republic of Mauritius
<b>FELLOWSHIP EXIT EXAMINATION (FEE)</b>	Exit Examination for award of FNB (Fellow of National Board ) Qualifications in various sub-specialties
<b>DNB FINAL (Theory &amp; Practical)</b>	Exit Examination for award of DNB Broad & Super Specialty Qualifications



---

## 2. Information for Candidates

- 2.1. NEET-MDS 2021 is the eligibility-cum-ranking examination for admission to various MDS courses of 2021 admission session.
- 2.2. NEET-MDS 2021 will be conducted by NBE. Candidates may note that the role of NBE is limited to the conduct of NEET-MDS, declaration of the result and handing over the result to MCC of DGHS, MoHFW. NBE has no role in counseling and allotment of MDS seats. Verification of documents and eligibility determination of the candidates shall be undertaken at the time of counseling/ admission process.
- 2.3. Candidate may kindly note that appearance in NEET-MDS 2021 does not confer any automatic rights to secure a MDS seat. The selection and admission to Postgraduate seats in any dental institutions recognized for running MDS courses as per Dentists Act, 1948 is subject to fulfilling the admission criteria, eligibility, medical fitness and such criteria as may be prescribed by the respective universities, medical/ dental institutions, Dental Council of India, State/ Central Government.
- 2.4. Candidates are advised to read the Information Bulletin carefully and go through the instructions regarding submission of online application form given in the information bulletin as well as on NEET-MDS 2021 index page on NBE website **[www.nbe.edu.in](http://www.nbe.edu.in)** before starting online submission process for NEET-MDS 2021.
- 2.5. Candidates are deemed to have read, agreed and accepted the Information Bulletin and the terms and conditions in the Information Bulletin for NEET-MDS 2021 on completing the online submission of application form.

- 
- 2.6. A candidate can submit NEET-MDS 2021 application form only once. Any candidate found to have submitted more than one application form for NEET-MDS 2021 may be debarred from NEET-MDS, his/her candidature may be cancelled and further action as deemed appropriate by NBE shall be taken.
- 2.7. Candidate should ensure that all the information entered during the online submission of application form is correct and factual. Information provided by the candidates in the online application form shall be treated as correct and NBE will not entertain, under any circumstances, any request for change in the information provided by the candidates. The option of editing certain information entered in the application form shall be available to the candidates during the edit window. Please refer **Chapter - 8** for details regarding Edit Window.
- 2.8. NBE does not edit/modify/alter any information entered by the candidates at the time of online submission of application form under any circumstances.
- 2.9. Application for NEET-MDS 2021 can only be submitted online through NBE website [www.nbe.edu.in](http://www.nbe.edu.in) There is no other methodology for application submission. Application submitted through any other mode shall be summarily rejected.
- 2.10. Applications of candidates producing false or fabricated information shall not be considered and candidates may be further debarred from appearing in any future examinations conducted by NBE/MoHFW/other Institutions.
- 2.11. Candidates who fail to submit duly completed application with requisite documents and/or fail to rectify the deficiencies in the application by the last date prescribed for rectification shall be declared ineligible. **Admit Card shall not be issued to candidates who are declared ineligible.** In such cases, the entire fees will be forfeited.

- 
- 2.12. Applications of candidates producing false or fabricated records will not be considered and such candidates will be further debarred from appearing in the future examinations of NBE and action as deemed appropriate by NBE will be taken.
- 2.13. Candidates are advised to ensure that no mandatory column in the online application form is left blank. In the event of rejection of the application form, no correspondence/request for re-consideration will be entertained.
- 2.14. Please refer **Chapter - 8** on *Instructions to Fill NEET-MDS 2021 Application Form*. Candidates may note that deficiency related to images uploaded shall be communicated to them. **Deficiency related to images uploaded** (Photograph, Signature, Thumb Impression) can be corrected during the **final edit window** i.e. **29th November to 30th November 2020**.
- 2.15. Candidates should ensure before applying that they have a recognized BDS (Bachelor of Dental Surgery) degree awarded by an Indian University, in respect of recognized Dental College under Section 10(2) of the Dentists Act, 1948 or an equivalent qualification recognized by the Dental Council of India. If it is found at any time that BDS degree is not recognized, the candidature/ result shall be cancelled/ deemed to be cancelled.
- 2.16. Candidates should go through this bulletin carefully for eligibility criteria before applying. Queries pertaining to eligibility and other issues will only be entertained if the information requested is not given in the bulletin of information or NBE website. No queries of the any third party will be entertained with regard to the eligibility and disclosure of the results.
- 2.17. Submission of incomplete online application form not in accordance with prescribed instructions shall invite rejection of the application. In such cases, the examination fee shall not be refunded.

- 
- 2.18. Candidate found ineligible at any stage of NEET-MDS 2021, will not be permitted to appear in the examination. In an unlikely event of any ineligible candidate appearing and/or passing the NEET-MDS 2021, the results/candidature of such candidate shall be cancelled and/or is deemed to be cancelled, even if result has been declared or Score Card has been issued.
- 2.19. NBE reserves the right to withdraw permission, if any, granted inadvertently to any candidate who is not eligible to appear in the NEET-MDS 2021 even though the admit card/roll number has been issued or name/roll number is displayed on NBE website.
- 2.20. Fee shall neither be carried forward to a future exams nor refunded under any circumstances. The examination fee of candidates remaining absent shall be forfeited. Application once submitted can not be withdrawn.
- 2.21. Candidates' eligibility is purely provisional & is subjected to the fulfilment of eligibility criteria as prescribed in this Information Bulletin.
- 2.22. Instructions in the Information Bulletin are liable to change based on decisions taken by the NBE /MoHFW/DCI from time to time. There is no equity or any rights that are /or deemed to be arising in favour of candidate. Candidates are required to refer to the latest bulletin or corrigendum that may be issued to incorporate these changes. Refer NBE website [www.natboard.edu.in](http://www.natboard.edu.in) and [www.nbe.edu.in](http://www.nbe.edu.in) for latest updates or corrigendum.
- 2.23. The existing schedule, pattern, policy and guidelines are for ready reference only but in no way, they are or are ought to be treated as representative or acknowledgment of fact that NBE is bound to follow the same in future. NBE reserves its absolute right to alter, amend, modify or apply any or some of the instructions/guidelines contained in this information bulletin.

- 
- 2.24. In case of any ambiguity in interpretation of any of the instructions/ terms/ rules/ criteria regarding the determination of eligibility/ conduct of examinations/ registration of candidates/ information contained herein, the interpretation of the NBE shall be final and binding in nature.
- 2.25. Request shall not be entertained for change in date/ center of examination under any circumstances. Candidates are advised not to canvass for such representation.
- 2.26. Admit Cards for NEET-MDS 2021 Examination shall be available for download at NBE website [www.nbe.edu.in](http://www.nbe.edu.in) on **9th December 2020**. Candidates declared ineligible shall not be issued admit cards.
- 2.27. Result of NEET-MDS 2021 shall be displayed on NBE website [www.natboard.edu.in](http://www.natboard.edu.in) and [www.nbe.edu.in](http://www.nbe.edu.in)
- 2.28. NEET-MDS 2021 shall be conducted by NBE at various exam centres engaged for the purpose. Candidates are advised to familiarise themselves with the route and location of the exam centre. Please refer **Chapter - 6** for details of Test Day Procedures.
- 2.29. The examination test centre staff on duty is authorized to verify the identity of candidates and may take steps to verify and record the identity of candidates. Candidates are required to extend requisite cooperation.
- 2.30. Possession/ Use of mobile phones/ Electronic devices is strictly prohibited in the premises of NBE test Centres. Candidates shall be liable for penal action for Possession/ Use of Mobile phones/ Electronic devices. Please go through guidelines detailed in **Chapter - 9** for use of unfair means in the examination.

---

2.31.**Demo Test:** A demo test shall be available for the benefit of candidates to familiarise themselves with the Computer Based Test format at website [www.nbe.edu.in](http://www.nbe.edu.in) Candidates will be able to access the Demo test from **1st December 2020 onwards**.

2.32.The candidates should communicate with NBE regarding matters related to NEET-MDS 2021 as per prescribed Protocols only, detailed under **Chapter - 12**.

2.33.Candidates are encouraged to communicate through email with NBE. All the correspondence through post should be addressed to the Executive Director, NBE, Medical Enclave, Mahatma Gandhi Marg, Ansari Nagar, New Delhi-110029. Candidates are requested to superscribe the envelope with the subject matter of the correspondence for expeditious processing.

2.34.**The jurisdiction for court cases/disputes shall be at New Delhi only.**

---

## 3. Examination Fee

### 3.1. Examination Fee:

Category of Candidate	EXAMINATION FEE	GST @ 18%	TOTAL AMOUNT PAYABLE*
General and OBC	Rs. 3750/-	Rs. 675/-	Rs. 4425/-
SC, ST, PWD	Rs. 2750/-	Rs. 495/-	Rs. 3245/-

\*Excluding charges as may be applicable by various payment gateways.

- 3.2. Applications once submitted cannot be withdrawn. Fee shall neither be carried forward to a future date nor refunded under any circumstances. Any claim for refund, adjustment or carrying forward of Application fee will not be entertained on successful submission of application and payment of fee.
- 3.3. **How to pay:** The prescribed exam fee should be remitted through payment gateway provided using a Credit Card or a Debit Card issued by banks in India or other modes as may be made available and have been provided on the web page. Fee can not be deposited through any mode other than the payment gateway available while submitting online application form submission.
- 3.4. Examination fees in respect of candidates who are absent or have been declared ineligible due to any reason will be forfeited. Candidates are advised to read the information bulletin for NEET-MDS 2021 carefully and satisfy the terms and conditions for fulfilment of eligibility criteria before proceeding for payment of fees.

---

## 4. Eligibility Criteria

The eligibility criteria for admission to MDS courses as per MDS Course Regulations 2017 notified by Dental Council of India with prior approval of MoHFW is as follows :

- 4.1. A candidate for admission to the Master in Dental Surgery course, must possess a recognised degree of Bachelor in Dental Surgery awarded by a university or institute in India and registered with the State Dental Council and has obtained provisional or permanent registration and has undergone compulsory rotatory internship of a year in an approved/recognised dental college.
- 4.2. A candidate who after passing the final qualifying examination (BDS or the foreign dental degree recognized by GoI/DCI), is undergoing 12-month compulsory rotatory internship/ practical training and is likely to complete the same by **31<sup>st</sup> March 2021** can take up this examination, but he/she shall not be eligible for admission unless he/she has completed the compulsory rotatory internship and obtained provisional or permanent registration on or before **31<sup>st</sup> March 2021** or the candidate produces a certificate from the head of Institution that he/she will be completing internship by **31<sup>st</sup> March 2021**.
- 4.3. The dates indicated by candidates with regard to 12 months Compulsory Rotatory Resident Internship i.e. starting date, completion date, shall be treated as final and candidates will be required to submit the original Compulsory Rotatory Resident Internship completion certificate at the time of counseling. No condonation of internship of 12 months period shall be accepted except (i) the students of the batch admitted during academic session 2007-08 and have completed 4 ½ year BDS course alongwith 06 months compulsory rotating internship and (ii) the students admitted during the academic session 2006-07 at Rajah Muthiah Dental College, Annamalai University those have completed 05 years BDS course without internship.



- 
- 4.4. Candidates found to be ineligible at any stage of NEET-MDS 2021 will not be permitted to appear in the examination and/or counseling. In an unlikely event of any ineligible candidate appearing and/or being successful in the NEET-MDS 2021, the results/ candidature of such candidate shall be cancelled and/or are deemed to be cancelled.
- 4.5. Requests for appearing in NEET-MDS 2021 from candidates completing internship after **31<sup>st</sup> March 2021** or having qualifications that are not recognized as per Dentists Act shall be summarily rejected. Candidates are further advised not to canvass for the same.
- 4.6. Some of the Universities/institutions are having regulations that candidates who are already pursuing the PG Course in their University or in another University are not eligible for admission till they complete the course. The candidates who are already pursuing PG Courses either through All India Quota or State Quota and are applying for a seat under All India Quota may confirm the eligibility conditions of that University in this regard. NBE/ MCC/MoHFW shall not be responsible if such candidates are denied admission. Such candidates may opt for the subject and the college at their own risk and cost.
- 4.7. Eligibility of candidates issued admit card for the examination shall be purely provisional. Appearing in NEET-MDS 2021 does not confer any automatic rights upon the candidate for admission to MDS courses.

#### **4.8. ELIGIBILITY CRITERIA FOR ALL INDIA 50% QUOTA SEATS:**

- 4.8.1. The eligibility criteria for All India 50% quota seats is as per para 4.1 & 4.2 (vide supra).

---

4.8.2. Candidates who have studied/ passed BDS from the UT of Jammu & Kashmir are not eligible for 50% All India Quota seats. However, the candidates who were nominated by the Government of India (under central pool seats) to do BDS from Dental Colleges in Jammu & Kashmir shall be eligible to apply for admission. Such candidates must submit a duly signed affidavit declaring that he/she was nominated by the Government of India (under central pool seats) to do BDS from Dental Colleges in Jammu & Kashmir to the NBE through post along with the print out of the acknowledgement of submission of online application for NEET-MDS 2021 latest by **30<sup>th</sup> November 2020**. (Format of the affidavit is placed at **Annexure - I**).

4.8.3. Candidates who have done their BDS from Jammu & Kashmir but fail to submit the affidavit as indicated above will not be considered for participation in All India 50% quota counseling. However, the restriction on candidates from the UT of Jammu & Kashmir shall not apply to the categories pertaining to Armed Forces for 'Grant of Short Service Commission in Army Dental Corps' and for MDS admissions in Armed Forces Institutes.

#### **4.9. ELIGIBILITY CRITERIA FOR FOREIGN NATIONALS IN NEET-MDS 2021:**

4.9.1. As per MDS course Regulations 2017, it is not mandatory for foreign nationals to have temporary registration with DCI at the time of writing NEET-MDS. Foreign Nationals can write NEET-MDS without DCI registration.

4.9.2. Provided that in the case of a foreign national, the following procedure shall be followed: The Council may, on payment of the prescribed fee for registration, grant temporary registration for the duration of the post-graduate training restricted to the dental college/institution to which he or she is admitted for the time being exclusively for post-graduate studies.

---

4.9.3. Provided further that temporary registration to such foreign national shall be subject to the condition that such person is duly registered as medical practitioner in his/her own country from which he/she has obtained his/her basic dental qualification and that his/her degree is recognized by the corresponding state dental council or concerned authority.

---

## 5. Scheme of NEET-MDS 2021

- 5.1. NEET-MDS 2021 shall be conducted in a single day & single session as a computer based examination on **16th December 2020**.
- 5.2. **Syllabus:** The syllabus for the exam shall be that of BDS standard and shall cover all the subjects/syllabus taught during the BDS course as prescribed in the DCI Revised BDS Course Regulations, 2007 as amended from time to time.
- 5.3. The examination shall be a multiple choice questions test delivered using computers network (CBT) as per scheme prescribed.
- 5.4. The exam comprises of 240 Multiple Choices, single correct response questions in English language only. Time allotted is 3 hrs.
- 5.5. There shall be 25% negative marking for incorrect answers. No marks will be deducted for unattempted questions.
- 5.6. **Marking Scheme:** Allocation of marks for each MCQ shall be as follows:

S.NO.	RESPONSE	MARKS
1	Correct Response	4 Marks
2	Incorrect Response	1 Mark shall be deducted
3	Unattempted Question	Zero

- 5.7. During the examination candidates are given an option to mark any question, whether attempted or not, for review which means that candidate has been given an option to go through these questions again before the examination time ends. *Candidates may note that such questions which are marked for review shall be evaluated as per the marking scheme mentioned above.*

5.8. Allocation of time for NEET-MDS 2021 shall be as follows:

Activities	Time
Allow Candidates to enter the examination centre and Commence Registration for the test	12:00 PM
Entry closes at Examination Center	01:30 PM
Grant access for Candidate Login	01:45 PM
Candidates log in to read instructions	01:50 PM
Exam Start Time	02:00 PM
Exam End Time	05:00 PM

### 5.9. Overview of Computer Based Test

Online Application Form Submission

Demo Test (At NBE Website)

Issuance of Admit Cards

Reporting at Test Centre on Schedule Date & Time

Security Check-in Process

Registration for Test + Face ID Capture

Examination Begins

Examination Ends

## 5.10. Subject-wise distribution of Questions:

S. N.	SUBJECT	NUMBER OF QUESTIONS
<b>Part-A (TOTAL 100)</b>		
1	General Anatomy including embryology and histology	14
2	General Human Physiology and Biochemistry	14
3	Dental Anatomy, Embryology & Oral Histology	14
4	General Pathology and Microbiology	14
5	General and Dental Pharmacology and Therapeutics	14
6	General Medicine	15
7	General Surgery	15
<b>Part-B (TOTAL 140)</b>		
1	Dental Materials	14
2	Oral Pathology and Oral Microbiology	14
3	Oral Medicine and Radiology	14
4	Pedodontics and Preventive Dentistry	14
5	Orthodontics & Dentofacial Orthopedics	14
6	Periodontology	14
7	Prosthodontics and Crown & Bridge	14
8	Conservative Dentistry and Endodontics	14
9	Oral and Maxillofacial Surgery	14
10	Public Health Dentistry	14
<b>GRAND TOTAL (Part A + Part B)</b>		<b>240</b>

**Note:** The syllabus of the above topics shall be as per the latest Regulations for BDS courses notified by the Dental Council of India with prior approval of the Govt. of India. For the latest syllabus and other details please refer website of the Dental Council of India, [www.dciindia.gov.in](http://www.dciindia.gov.in)

---

## 6. Admit Card & Test Day Procedures

- 6.1. **Admit Card:** Admit cards shall be made live on NBE website [www.nbe.edu.in](http://www.nbe.edu.in) on **9th December 2020**. **Admit cards will not be issued to candidates found ineligible.**
- 6.2. Candidates will be informed through SMS/Email alerts and website notice regarding availability of the admit card on NBE website. Admit card will not be sent to the candidates by Post/Email.
- 6.3. Candidates are required to download their admit card from the NBE website and **affix firmly their latest passport size photograph** in the space provided on the admit card. The photograph must meet following specifications:
- Size of photograph : Minimum 35x45 mm (and not larger than the box printed on admit card for pasting the photograph) with at least 75% area on the photograph should be occupied with the face & head of the candidate.
  - It should be a Colour photograph with white background
  - The photograph needs to display full front view of the face with a neutral expression. No Caps, Stethoscope, Goggles, Ornaments to be worn.
  - The photograph should not have reflection or shadow on the face with red eyes.
  - The photograph needs to be printed on a high quality paper with at least 600 dpi Resolutions.
  - The photograph must not have kinks, scratches and stains.

- 
- 6.4. **TEST DAY PROCEDURES:** NBE shall be conducting the **Social Distanced - Computer Based Test (SD-CBT)** in safe and secure environment using touch free processes maintaining social distancing norms wherever needed. NBE reserves its rights to review the test day processes of conduct of CBT in wake of changing scenario of COVID-19 pandemic.
- 6.5. **Entry of Candidates as per Time Slots given in the Admit Cards:** Candidates are required to report at the 'Reporting Counter' of test venue at as per time indicated in their admit cards. To avoid crowding at the test venue entry, there will be staggered time slots for candidates to report. Candidates will be required to report at the exam venue as per the time slot informed via SMS on their registered mobile number one day prior to exam date. The reporting counter will close 30 minutes prior to the test start time. This will allow time for security checks, identity verification and checking in for examination.
- 6.6. Candidates reporting late or beyond the prescribed time shall not be allowed to appear in the exam under any circumstances. NBE shall not be responsible for any delayed arrival of the candidate in reaching the centre due to any reason.
- 6.7. NBE/Test centre/Designated Agency/Staff on duty shall not be liable under any circumstances for delayed reporting and/or non presentation of mandatory documents.
- 6.8. **Test Centre Location:** Exact address and location of the test centres shall be indicated in the admit card. Candidates are advised to familiarise themselves with the test centre locations at least one day prior to the examination day and ensure that they report for the exam as per scheduled time only.
- 6.9. Please note that only the candidates who have been issued admit card will be allowed entry inside the examination centre premises subject to fulfilment of documentary requirements.



---

6.10. Friends or relatives accompanying the candidates will not be allowed entry in the examination centre premises under any circumstances and will not be allowed to contact the candidate while the examination process is ongoing.

6.11. **Barcode/QR Code Reader at Entry Points:** The candidate will flash the admit card and ID proof for verification to the exam functionary standing across the table with barcode/QR code reader. Candidate shall be informed about the assigned lab number. At no time will the exam functionary touch any document of the candidate.

6.12. **Use of Thermo Guns:** All candidates will be checked at the entry point for fever with the thermo guns. In case, any candidate is observed to be having above normal temperature ( $> 99.14$  Degree F) or displaying any symptoms of COVID-19 infection, he/she will be allowed to take the examination in a separate isolation lab.

6.13. Identity checks will be made upon arrival at the test centre to ensure that there are no unauthorized candidates appearing for the exam.

6.14. Candidates MUST bring to the test centre the following documents:

6.14.1. Printed copy of Barcoded/QR Coded Admit card with his/her photograph pasted on it.

6.14.2. Any one of the below mentioned Govt issued photo IDs\*\* (must be **original** and **valid/non-expired**):

- ❖ PAN Card
- ❖ Driving License
- ❖ Voter ID
- ❖ Passport

---

❖ Aadhaar Card (with Photograph)

6.15. In case, any candidate reports to the test center with e-Aadhaar Card with Aadhaar number printed on it as proof of identity, the e-Aadhaar Card should be a good quality colour print out with clearly visible photograph. The photograph should not have kinks, scratches and stains, and should definitely match with the candidate presenting the e-Aadhaar Card. Decision of NBE in this regard shall be final”.

*\*\* The name on the photo identification must match with the name as shown on the Admit Card. If name has changed due to marriage etc, candidate must show the relevant document to substantiate claim for change in name (Marriage Certificate/Divorcee Decree/ Legal Name Change Document/ Gazette notification for name change).*

6.16. Candidates without valid ID proof shall not be allowed to enter the examination premises.

6.17. Unfair means case shall be registered against the candidates producing false/forged documents/ID Proofs.

6.18. **SECURITY AT THE TEST CENTRE:** Candidates will **not be allowed** to take the following items beyond security check point under any circumstances:

- Any stationery item like textual material (printed or written), notes, Plastic Pouch, Calculator, Pen, Writing Pad, Pen Drives, Eraser, etc..
- Any electronic device like Mobile Phone, Bluetooth, Earphones, Microphone, Pager, wrist watch/Health Band, Calculator, Electronic Pen/ Scanner etc.
- All ornaments like bracelets, Ring, Earrings, Nose-pin, Chain/ Necklace, Pendants, Necklace with pendants, Badge, Brooch etc.
- Other items like Wallet, Goggles, Handbags, Belt, Cap etc.

- 
- Any eatable item opened or packed, soft drinks etc.
  - Any other item which could be used for unfair means, for hiding communication devices like wireless/Bluetooth device, spy camera etc.

6.19. Candidates will be permitted to carry certain items with them to the examination lab:

- Face Mask
- Gloves
- Personal Transparent water bottle (The practice of water dispenser shall be discontinued in SD-CBT)
- Personal hand sanitizer in a transparent bottle (50ml)
- Exam related documents (Admit card, ID Card etc)

Please read the admit card carefully for items permitted to carry inside the examination centres.

6.20. No arrangement will be made at the centres for keeping any articles/items belonging to the candidates. In case any candidate is found in possession of any of the barred items inside the centre beyond the security check point, it will be considered as use of unfair means and action will be taken against the candidate in accordance with the relevant provisions. To avoid any hardship candidates are advised not to bring prohibited items along with them at the test Centre.

6.21. Frisking (Body pat as well as HHMD) will not be done while social distancing is in effect.

6.22. **Finger Biometrics** of candidates **shall NOT be captured** at the time of registration for the test at test venue in SD-CBT. However, Photograph of the candidates shall be captured on the exam day at the centre. **Face ID shall be verified** at the time of registration for the test and at each bio-break. Candidates are requested to cooperate with this essential activity to avoid any cases of

---

impersonation. This is a security feature which will ensure that only genuine candidate appear for the exam. Any candidate not adhering to the aforementioned security measures will not be allowed to take the test.

6.23. After verification of ID and capture of Face ID, candidates will be escorted to the designated computer terminal at the test centre ensuring social distancing and a Invigilator will assist the candidate for check-in process of the test.

6.24. Candidates are required to keep their admit card and photo identification with them at all times during the conduct of examination.

6.25. Candidates are required to listen to the invigilator's instructions to begin the exam. Each workstation will be blocked from three sides – front, left and right. Candidates are advised not to look around at other candidates as there will be surveillance cameras also that will record video.

6.26. No rough paper for any rough work or pen shall be provided at the centre.

6.27. Any suspicious or disruptive behaviour on part of the candidate may lead to cancellation of candidature. For any issues during the exam, candidate may raise his or her hand to notify Invigilator.

6.28. In Manual Attendance, candidate signatures and Ink finger print shall not be done in SD-CBT.

6.29. In case of any technical disruption during the test, rest assured that a registered candidate will get complete allocated examination time.

Case	Description of failure	Standard actions taken
1	Disruption happens (e.g Power Failure) during the exam time after the candidates have logged in (either for one or more candidates)	No action necessary. The timer will stop when the failure occurs and will resume when the failure is rectified. There will be no time loss in allocated examination time due to disruption / failure.
2	Candidate machine is locked during the exam. (e.g Loss of connectivity with the Primary Server)	IT Manager in each exam room verifies and unlocks the candidates account and the timer starts from the same point where the candidate had left. There will be no time loss in allocated examination time due to this locking.
3	Candidate complains of any specific issues in the machine (e.g screen flickering, mouse issue, system getting locked / hanged repeatedly etc)	On reporting of the issue , IT Manager / Invigilator verifies and locks the candidate machine. The candidate is shifted from their allotted seat to buffer seat in same or other lab during the examination. There will be no time loss in allocated examination time due to this shifting

## 7. Centres for NEET-MDS 2021

7.1. The tentative list of cities where NEET-MDS 2021 shall be conducted is as follows:

S. No	City	S. No	City	S. No	City	S. No	City
1	Agartala	27	Hisar	53	Patna	79	Warangal
2	Ahmedabad/ Gandhinagar	28	Hubballi	54	Puducherry		
3	Aizawl	29	Hyderabad	55	Pune		
4	Ajmer	30	Imphal	56	Raipur		
5	Allahabad	31	Indore	57	Rajahmundry		
6	Ambala	32	Jaipur	58	Ranchi		
7	Amritsar	33	Jammu	59	Roorkee		
8	Asansol	34	Jodhpur	60	Salem		
9	Aurangabad	35	Kannur	61	Samba		
10	Belgaum	36	Kanpur	62	Shillong		
11	Bengaluru	37	Kohima	63	Shimoga		
12	Bhatinda	38	Kollam	64	Sikar		
13	Bhopal	39	Kolkata	65	Solan		
14	Bhubaneswar/ Cuttack	40	Kottayam	66	Srinagar		
15	Bikaner	41	Kozhikode	67	Thiruvananthapuram		
16	Chandigarh/ Mohali	42	Lucknow	68	Thrissur		
17	Chennai	43	Madurai	69	Tiruchirappalli		
18	Coimbatore	44	Mangaluru	70	Tirunelveli		
19	Dehradun	45	Meerut	71	Udaipur		
20	Delhi/NCR	46	Mumbai	72	Udupi		
21	Ernakulam	47	Mysuru (Mysore)	73	Vadodara		
22	Gangtok	48	Nagpur	74	Varanasi		
23	Gulbarga	49	Naharlagun	75	Vellore		
24	Guntur	50	Nasik	76	Visakhapatnam		
25	Guwahati	51	Panaji	77	Vijaywada		
26	Hamirpur	52	Patiala	78	Vizianagaram		

- 
- 7.2. The exact venue will be informed to the candidates through admit cards. The Candidates shall make their own arrangement for travel/boarding etc.
- 7.3. At the time of online submission of application form, the candidate will be required to choose the city in which he/she wants to take the test. The choice of city will depend on availability of the test centres in a particular city and **the allotment shall be done on first come first serve basis.**
- 7.4. During submission of online application form, candidate will be able to see only those cities where testing seats are available. While the city will be chosen by the candidate himself / herself at the time of online submission of application form, allotment of test centre/venue in the chosen city shall be done by NBE.
- 7.5. In case testing seat is not available in the State/UT in which the candidate prefers to appear in NEET-MDS 2021, he/she can choose the option OTHERS from the list of States/UTs at the time of selection of the State/UT during online submission of application form. NBE will make all efforts to ensure that the candidate is allotted a testing centre in the State of correspondence address of the candidate. In case testing seat is not available in the concerned State due to logistic, administrative or other reasons, testing centre in a nearby State shall be allocated. Candidates opting for OTHERS option shall be informed about their testing city by **20th November 2020.**
- 7.6. Candidates will be informed regarding their test venue through the admit card.
- 7.7. Requests for change of testing centre / city shall not be entertained. Candidates are advised not to canvass for the same.

---

## 8. Instructions to Fill Online NEET-MDS 2021 Application Form

- 8.1. **New User Registration:** All candidates desirous of applying for NEET-MDS 2021 shall be required to create an online profile of themselves to generate a User ID and Password.
- 8.2. **Applicant Login:** This User ID and Password so created will allow the candidate to login as an applicant for NEET-MDS 2021 and register an online application. The “**Go To Application Form**” link will allow the candidate to continue with the application submission immediately after user creation.
- 8.3. If the Login password is lost, it can be retrieved by clicking “*Forgot Your Password*”.
- 8.4. **Name of Candidate:** Please mention your full name **as in your BDS Qualification Certificate**. Name as entered by the candidate while creating his/her User ID shall be reflected in a non-editable format in his/her examination application form. No change in the name shall be permissible under any circumstances after submission of an application. The candidate shall be required to produce his/her Govt issued ID proof bearing same name at the test centre on the test day to seek entry. It is strongly advised not to submit an application with an error in the candidate’s name as it shall not be allowed to be edited after application submission even during the edit window. If the user has entered his/her name wrongly while registering the user, please create another user with correct name.
- 8.5. **Father’s and Mother’s Name:** Please mention the full name of your Father and Mother carefully while registering the user.



- 
- 8.6. **Gender and Date of Birth:** Indicate your gender and Day, Month & Year of your birth. Please enter the correct date of birth carefully while registering the user..
- 8.7. **Nationality:** Please enter country of your citizenship. An Indian Citizen should indicate, if he/she is an NRI. If you are an Overseas Citizen of India (OCI), please choose OCI after selecting country of your citizenship.
- 8.8. **Email ID:** Email ID chosen by the candidate shall be verified through a system generated OTP for user creation. **Same email ID can not be used for registration of any other user concurrently.** Please note that all email correspondence with the candidate shall be done at this email ID only. *Email chosen by the candidate shall be the primary means to communicate with the candidate for examination purposes.* Information related to examinations shall be sent at this email ID. Candidates shall also be able to communicate with NBE through this registered email only. Correspondence received from any other email ID of the candidate shall not be entertained. Therefore, candidates are advised to choose the email ID carefully.
- 8.9. **Mobile No:** Please provide the desired mobile number for receiving Examinations related communications sent through SMS.
- 8.10. The UserID/ Application ID and password so generated shall be sent to the registered email ID and mobile number of the candidate for future records.
- 8.11. The index page of NEET-MDS 2021 at NBE website [www.nbe.edu.in](http://www.nbe.edu.in) provides a quick link, “**Applicant Login**”. The online application form for NEET-MDS 2021 can be accessed through this quick link after successful login.
- 8.12. The candidate can login using his/her User ID and Password.

- 
- 8.13. The application submission process can be completed either in a single sitting or in multiple sittings, as per the candidate's choice, during the application submission window. However, once an application is successfully completed & submitted, it shall be available for editing certain field only during the "edit window".
- 8.14. **Candidates are advised not to complete their application registration process in a haste** so as to avoid any errors in providing information.
- 8.15. The candidate shall be required to provide information as asked under various heads. It is strongly recommended to keep the required information handy before start filing the application. Please read the **User Manual available at the index page of NEET-MDS 2021** for step wise details asked in the application form.
- 8.16. **Upload of Prescribed Documents & Images (Photograph, Scanned Signatures and Thumb Impression):** Please refer Image Upload Instructions available at NBE website [www.nbe.edu.in](http://www.nbe.edu.in) and at the end of this information bulletin for details of specifications for uploading photograph, signatures and thumb impression. Images which are not as per prescribed specification shall not be considered and may lead to rejection of the application.
- 8.17. The test city can be selected from available choices **on first come first serve basis**. While the city will be chosen by the candidate himself / herself at the time of online submission of application form, allotment of test centre/venue in the chosen city shall be done by NBE.
- 8.18. In case testing seat is not available in the State/UT in which the candidate prefers to appear in NEET-MDS 2021, he/she can choose the option OTHERS from the list of States/UTs at the time of selection of the State/UT during online submission of application form. NBE will make all efforts to ensure that the candidate is allotted a testing centre in the State of correspondence address of

---

the candidate. In case testing seat is not available in the concerned State due to logistic, administrative or other reasons, testing centre in a nearby State shall be allocated. Candidates opting for OTHERS option shall be informed about their testing city by **20th November 2020**.

8.19. After selection of test city, the candidate shall be required to pay the prescribed examination fee online. The fee can not be paid through any mode other than the payment gateway available in online application form.

8.20. Candidates shall be prompted to preview the entire application before submission in order to make any corrections, if so required. They shall be required to submit the application after agreeing to the “declaration”. This shall complete the entire process of application submission.

8.21. **Acknowledgement of Application Submission:** An acknowledgement email shall be sent to the registered email ID confirming submission of an application by the candidate.

8.22. **Edit Window:** Candidates who have successfully submitted their application during Application Submission window shall be allowed to edit their applications during **17th November to 19th November 2020**. No new application can be registered during edit window.

8.23. All *editable fields* in the application form shall be open for the candidate to make any corrections, if so required. Details of field which can not be edited are mentioned below.

8.24. Information entered in the application form can be changed during the “Edit Window”. **However, following fields in the application form shall remain non-editable:**

- Name of the Candidate
- Email ID

- 
- Nationality
  - Test City

8.25.If a candidate updates his/her category or PWD status during the edit window which requires him/her to make any payment of the difference in Examination Fee to NBE, that difference of examination fee needs to be deposited through demand draft drawn in favour of National Board of Examinations, payable at New Delhi before the date of conduct of the examination.

8.26.No editing in information provided shall be permissible in the application form, once edit window is over.

8.27.NBE disclaims any liability that may arise due to incorrect information provided by the candidate during online application form submission.

8.28.NBE does not edit /modify/alter any information entered by the candidates at the time of online submission of application form under any circumstances. Any requests for change in category, Date of Birth, PWD status etc by NBE shall not be entertained.

8.29.Subsequent to closure of edit window, deficiency related to images uploaded in the application form shall be communicated to concerned candidates. Deficiency related to images uploaded (photograph, Signature, Thumb Impression) can be corrected during the **final edit window** i.e. **29th November to 30th November 2020**.

8.30.Candidates who fail to submit duly completed applications with requisite documents and/or fail to rectify the deficiencies in their applications by the last date prescribed for rectification shall be declared ineligible. **Admit Card shall not be issued to candidates who are declared ineligible.** In such cases, the entire fees will be forfeited.

---

## Summary of Steps in Online Application Form Submission

8.31. The following sequence shall be observed while filing the online application form:

- *Fill the user registration form to generate User ID/Application ID and Password.*
- *User ID and Password will be sent through SMS and Email.*
- *Complete the application form and upload your Photograph, Scanned signature and Thumb impression.*
- *Choose your Test City and pay Examination Fee*
- *Agree to the declaration and Submit Application*
- *Take a print out of the filled Application form with Transaction ID printed on it for records*

---

## 9. Caution Notice, Non- Disclosure Agreement and Unfair Means

### A. Caution Notice

- 9.1. The official website of NBE are [www.natboard.edu.in](http://www.natboard.edu.in) and [www.nbe.edu.in](http://www.nbe.edu.in) Candidates are advised to refer for any information about NBE and Examinations conducted by NBE only through these websites links. Please refer NEET-MDS 2021 index page on NBE website **www.nbe.edu.in** and Information Bulletin uploaded therein for authentic information and periodic updates about the NEET-MDS 2021.
- 9.2. Candidates are hereby advised not to be allured or mislead by unscrupulous agents /touts making false and bogus claims of helping any candidate in any means by such spoofed emails/SMS or forged documents.
- 9.3. NBE does not send any email or SMS to candidates regarding securing good marks/merit position in any of the exams conducted by NBE.
- 9.4. Be aware when getting any email or SMS in the name of NBE, please cross verify information received through SMS in name of NBE with a corresponding Email/NBE Website update.
- 9.5. Candidates are also advised to use the email IDs/contact numbers for communication with NBE which are provided on the NBE websites time to time.
- 9.6. In case candidates are approached by any unscrupulous agents/ touts promising any such undue favour through any spoofed emails/SMS or telephone call or forged documents or personally

---

the same may be reported to NBE through email [mail@natboard.edu.in](mailto:mail@natboard.edu.in) or to the local police for further investigation.

## **B. Non Disclosure Agreement**

- 9.7. NEET MDS is a proprietary examination and is conducted only by NBE. The contents of this exam are confidential, proprietary and are owned by NBE. NBE explicitly prohibits the candidate, from reproducing, transmitting or publishing any or some contents of this exam, in whole or in part, in any form or by any means verbal or written, electronic or mechanical for any purpose whatsoever. NBE shall not entertain any request for sharing any content of the examination including answer keys/ answer sheets.
- 9.8. No content of this exam must be shared with friends, acquaintances or third parties including sharing through online means or via social media. Social media includes but not limited to SMS, Whatsapp, Facebook, Twitter, Hangouts, Blogs etc. using either one's own account or proxy account(s).
- 9.9. By registering for and /or appearing in NEET-MDS 2021 the candidate explicitly agrees to the above Non Disclosure Agreement, the eligibility criteria prescribed and all other general terms of use for NEET-MDS 2021 as contained in this Information Bulletin and on NEET-MDS 2021 webpage.
- 9.10. Violation of any act or breach of the same shall be liable for penal action and cancellation of the candidature at the bare threshold.

## **C. Unfair Means**

If during the course of applying/examination/admission process, a candidate is found indulging in any of the following, he/she shall be deemed to have used unfair means.

- 
- 9.11.If a candidate is found to have made a wrong statement in his/her application form for appearance in the examinations / counseling / admission to the training or has attempted to secure or has secured admission to any of the examinations/courses of NBE by making a false statement or by production of a false/forged document .
- 9.12.If at any stage a candidate has tampered with any entry in the certificate or statement of marks or any certificate issued by any governmental or non-governmental body or any other document that has been issued to him/ her by NBE.
- 9.13.Use/possession of any kind of electronic gadgets including mobile phones with or without internet (whether the gadgets are actually used or not).
- 9.14.A candidate found copying from notes written on any part of his/her clothing, body, desk or table or instrument like setsquares, protractors, scales etc. or who is found guilty of concealing, disfiguring, rendering illegible, swallowing or destroying any notes or papers or material found with him/her or found exchanging answer book or question paper with solution or talking to a person or consulting notes or books outside the Examination Hall, while going to the toilet or in the toilet.
- 9.15.Giving or receiving assistance directly or indirectly of any kind or attempting to do so.
- 9.16.Having in possession of any note-book(s) or notes or chits or any other unauthorized material concerning the subject pertaining to the examination paper.
- 9.17.Change of seat/system without the permission of Examination Superintendent/ In charge Computer Laboratory.



- 
- 9.18. Contacting or communicating or trying to do so with any person, other than the Examination Staff, during the examination time in the examination center / Computer Laboratory.
- 9.19. Consulting notes, books or any other material or outside person while going out of the examination hall / Computer Laboratory to toilet or to any other place.
- 9.20. Impersonation.
- 9.21. Forgery in photo identification produced to seek entry in the test centre / producing false documents for the purpose.
- 9.22. Using or attempting to use any other undesirable method or means in connection with the examination.
- 9.23. Running away or swallowing or destroying any note or paper or material found with him / her.
- 9.24. Threatening any of the officials connected with the conduct of the examinations or threatening of any of the candidates.
- 9.25. Peeping into the computer monitor screen of the other candidate.
- 9.26. Hacking or attempting to hack or causing interference with the website of NBE or its Technology Partner(s) or their Information Technology systems.
- 9.27. Tampering with Information Technology systems of NBE or Technology Partner(s) or Computer Laboratory.
- 9.28. Damaging the computer systems of computer Laboratory.

- 
- 9.29. Candidate found to have attempted or trying to attempt personally or through another person to influence or pressurize an examiner, or any officer or official connected with the examinations of the NBE or its technology partner, either at NBE or at the office of technology partner or their respective residence(s), in any matter concerned with the examinations.
- 9.30. Any candidate violating the NDA as detailed above will be treated as UMC.
- 9.31. If at any stage if it is found that the candidate has appeared multiple times in the same session of examination or has appeared in same or different examination of NBE with different names, unfair means case shall be registered against such candidate and dealt accordingly.
- 9.32. Any act of candidate/any person which is detrimental to safe, secure and smooth conduct of examination and the decision of EEC in this regard shall be final.
- 9.33. Candidate is found talking/peeping to another candidate during the examination hours in the examination room.
- 9.34. A candidate who refuses to obey the Superintendent of Examination center/Computer Lab and changes his/her seat with another candidate and/or creates disturbance of any kind during the examination and/or otherwise misbehaves in the examination hall.
- 9.35. Any candidate found guilty of having adopted anyone or more of the above Unfair means/misconduct is liable to be penalized with a penalty by the Examination Ethics Committee, which may vary from cancellation of the examination/ expulsion up to next 14 attempts or 7 yrs and/or cancellation of candidature as may be

---

decided by Examinations Ethics Committee after considering each case.

9.36.**Disclaimer:** The above list is purely indicative. If any act of omission or commission attributed to the candidate/intent by the candidate to vitiate the sanctity of the examination, the decision of NBE shall be final and binding for declaration of any person/candidate guilty of foregoing or such offence as shall be classified as UMC.

---

# 10. Result & Counseling

## 10.1. QUALIFYING CRITERIA:

The eligibility criteria for participation in counseling towards allotment of MDS seats conducted by DGHS or State Counseling Authority shall be in accordance with MDS Course Regulations, 2017 notified by DCI with prior approval of MoHFW, Govt. of India.

S. No.	CATEGORY	ELIGIBILITY CRITERIA
1	General/EWS	50 <sup>th</sup> Percentile
2	SC/ST/OBC (Including PWD of SC/ST/OBC)	40 <sup>th</sup> Percentile
3	UR PWD	45 <sup>th</sup> Percentile

Provided further that when the number of qualifying candidates in the respective categories on the basis of the above mentioned percentile are less than three times the number of vacancies, the cut-off percentile will be automatically lowered in such a manner that the number of eligible candidates shall be minimum three times the number of seats in each respective category.

## 10.2. DATE OF DECLARATION OF RESULT:

The result for NEET-MDS 2021 will be declared **by 31st December 2020**. The result shall be available at NBE website: [www.nbe.edu.in](http://www.nbe.edu.in)

10.3. Candidates can download their score card from NBE website using their login credentials.

10.4. There shall be **NO re-evaluation or rechecking or re-totaling of responses marked by the candidates**. Requests/Queries for re-evaluation/re-totaling shall not be entertained.

---

## 10.5. VALIDITY OF NEET-MDS 2021 RESULT

10.5.1. The validity of the result of NEET-MDS 2021 shall be only for the current admission session i.e. 2021 admission session.

10.6. **TIE BREAKER CRITERIA:** In the event of two or more candidates obtaining same score, the merit position shall be determined using following tie breaker criteria in descending order:

- A. Candidate having **lesser number of incorrect responses in the overall paper** (Part A & B) will be placed at better merit position.
- B. Candidate obtaining **higher score in Part B of the question paper** will be placed at better merit position.
- C. Candidate having **lesser number of incorrect responses in Part B** of the question paper will be placed at better merit position.
- D. **Older candidate** will be placed at better merit position.

## 10.7. PUBLICATION OF MERIT LISTS:

10.7.1. **NEET-MDS 2021 rank:** This is the overall merit position of the candidate amongst all the candidates who have appeared in the NEET MDS 2021.

10.7.2. **All India 50% quota rank:** This is the overall merit position of the candidate amongst all the candidates who have appeared in the NEET-MDS 2021 and are eligible for All India 50% quota counseling and is valid only for All India 50% quota MDS Courses (2021 admission session).

---

**10.7.3.All India 50% quota Category Rank:** This is the overall merit position of the candidate in the category (OBC/SC/ST) as opted by the candidate in the NEET–MDS 2021 amongst the candidates of the same category who are eligible for All India 50% quota counseling and is valid only for All India 50% quota MDS Courses. (2021 admission session).

#### **10.8.RESULT FOR ALL INDIA 50% QUOTA SEATS:**

10.8.1.The result for NEET-MDS 2021 will be declared by **31st December 2020**. The mark sheet-cum-result certificate for NEET-MDS 2021 examination – All India 50% Quota can be downloaded from the website [www.nbe.edu.in](http://www.nbe.edu.in) after the declaration of result.

10.8.2.Only those candidates will be eligible to participate in the All India 50% quota counseling for 2021 admission session who fulfill the eligibility criteria provided by Medical Counseling Committee of Directorate General of Health Services / MoHFW for All India 50% Quota seats.

10.8.3.It is hereby clarified that a candidate may qualify NEET-MDS 2021 as per criteria mentioned in para 10.1 but may not be in the list of candidates eligible for counseling for All India 50% quota seats based on eligibility criteria provided by MCC/DGHS/MoHFW. Such a candidate is however eligible to be considered for counseling for State quota seats in accordance with applicable regulations, qualifying criteria, applicable guidelines and state reservation policies.

10.8.4.Candidates securing less than 50<sup>th</sup> percentile (40<sup>th</sup> in case of SC/ST/OBC, including PWD of SC/ST/OBC and 45<sup>th</sup> in case of UR PWD candidates) in NEET-MDS 2021 will not be considered for admission to MDS courses and no merit position or rank shall be given to such candidates.

---

10.8.5. Minimum 5% seats of annual sanctioned intake capacity is filled up by persons with benchmark disabilities (PWD) in accordance with the provisions of the Rights of Persons with Disabilities Act, 2016, based on the merit list of National Eligibility-Cum-Entrance Test for admission to Postgraduate Dental Courses. In order to be eligible for admission to Postgraduate Course for an academic year, it shall be necessary for a person with benchmark disabilities as specified under the Rights of Persons with Disabilities Act, 2016, to score the minimum marks of 45<sup>th</sup> percentile for General Category and 40<sup>th</sup> percentile for SC/ST/OBC in the National Eligibility-cum-Entrance Test (NEET)-MDS.

## **10.9. RESULT FOR STATE QUOTA SEATS**

10.9.1. State quota seats in all Dental Institutions in a State and seats in institutions established by State Govt., Universities established by an Act of State/Union Territory Legislature, Municipal Bodies Trust, Society, Company or Minority Institutions shall be filled by utilizing the merit list of NEET-MDS. No State government/private medical college/universities shall be conducting any entrance exam at their own level.

10.9.2. NBE shall be providing only the data of candidates and their marks in NEET-MDS 2021 to the State Government/Counseling Authority, through DGHS, GoI, without applying eligibility criteria, reservation criteria etc of the concerned states. State quota rank, state category rank, benefit for In-service candidates, rural posting (if applicable) etc shall be determined/ generated by the designated agency/authority of the concerned States/UTs/concerned authority as per applicable Regulations, eligibility criteria, guidelines and applicable reservation policies.

---

10.9.3.NBE shall not be preparing the merit list for any State quota seats / Private Dental College / Universities.

10.9.4.Different states have different eligibility criteria and reservation policies. State Government / Counseling authorities are requested to create their own application forms customized to their requirements to determine the eligibility of the candidates for opting for seats in the concerned state based on their eligibility criteria, reservation policies, benefit to in-service candidates, benefit to candidates who have undergone rural / difficult area postings..

10.9.5.NBE does not verify the information provided by the candidates during online submission of application form and hence candidature will be purely provisional subject to fulfilment of eligibility criteria as mentioned in the Information Bulletin for NEET-MDS 2021 & criteria of State/Universities/ Institutions concerned.

10.9.6.Candidates must verify from the respective State Government/UTs if at all they will be considered for admission to State Quota Post Graduate seats/Institute Pool based on applicable Regulation and/or domicile criteria, State/Institute of Graduation, reservation policy etc. Merely appearing/ passing in NEET-MDS 2021 does not make a candidate qualified and/or eligible for State Quota Seats/admission to Private Universities & Institutes.

#### **10.10.COUNSELING FOR MDS COURSES AS PER MDS COURSE REGULATIONS 2017:**

10.10.1.There shall be a common counseling for admission to all post-graduate courses (Diploma/MDS) in all dental educational institutions on the basis of merit list of the NEET-MDS.

10.10.2.The designated authority for counseling for the 50% All India Quota seats of the contributing States, as per the existing



scheme for post graduate (Diploma/MDS) courses shall be the Directorate General of Health Services, Ministry of Health and Family Welfare, Government of India. Further Directorate General of Health Services, Ministry of Health and Family Welfare, Government of India shall conduct counseling for all post-graduate (Diploma/MDS) Courses in Dental Educational Institutions of the Central Government, Universities established by an Act of Parliament and the Deemed Universities.

10.10.3. The counseling for admission to post-graduate (Diploma/MDS) courses in all dental Educational Institutions in a State/ Union Territory, including dental educational institutions established by the State Government, University established by an Act of State/Union Territory Legislature, Trust, Society, Minority Institutions shall be conducted by the State/Union Territory Government.

10.10.4. In case, any dispute arises on such common counselling, the matter shall be referred to the Central Government and its decision shall be final in this regard.

10.10.5. The counseling authorities for allotment of various types of seats to eligible and successful candidates is summarized as follows:

S.No.	Types of seats	Counseling Authority
1	All India 50% quota, Dental Educational Institutions of Central Govt. Universities established by an Act of Parliament, Deemed Universities	Directorate General of Health Services, Ministry of Health & Family Welfare, Govt. of India
2	State quota seats in All Dental Institutions in a State and seats in institutions established by State Govt., Universities established by Act of State/Union Territory Legislature, Municipal Bodies Trust, Society, Company or Minority Institutions	State Government or authority designated by the State Government

---

10.10.6. Candidates are advised to regularly visit the website of MCC, NBE & State Counselling Authorities for latest updates.

### **10.11. RESERVATION:**

#### **10.11.1. For counseling to be conducted by DGHS :**

- a. For information regarding reservations in institutions for which counseling shall be conducted by DGHS, please visit Medical Counseling Committee website [www.mcc.nic.in](http://www.mcc.nic.in)
- b. There shall be a reservation of 15 percent for the candidates of the Scheduled Castes, 7.5 per cent for the candidates of the Scheduled Tribes and 27 per cent for the candidates of the Other Backward Classes as per statutory provisions and applicable rules. The OBC reservation at 27% is only in Central Government Institutions/Central Universities only for Non-creamy layer and as per Central list of OBC.

#### **10.11.2. For States/Union Territories - 50% State Quota Seats and Private Dental Colleges/Institutes/Universities:**

- a. Reservation policy and guidelines applicable in different States/ Union Territories of India will be followed for the respective State /Union territory quota seats.
- b. NBE shall be providing only the data of candidates and the marks scored by them in NEET-MDS to the DGHS for onward transmission to the State Governments / Counseling Authority without applying the reservation prevalent in the concerned States/Private Dental Colleges/ Institutes/ Universities. The merit list and category wise merit list for the concerned State shall be generated by the State themselves as per applicable Regulations, qualifying criteria, applicable guidelines and reservation policies.

---

10.11.3. Candidates are advised to **retain the mobile number and email ID used for the registration of NEET-MDS 2021** application till the completion of counseling process as the same email ID and mobile number might be used by Medical Counseling Committee (MCC)/State Counseling Authorities for the purpose of counseling also.

**10.11.4. For Armed Forces Medical Services Institutions:**

- a. There is no reservation of seats for SC/ST/OBC/PWD candidates in the Armed Forces Medical Institutions.
- b. Candidates opting for admission to MDS seats in Armed Forces Medical Services (AFMS) Institutions shall select the following options in the NEET-MDS 2021 online application form:

*Are you willing to opt for PG Courses in Armed Forces Medical Services Institutions? -Yes/ No*

*Are you willing to opt for Short Service Commission (SSC) in Army Dental Corps? -Yes/ No*

**10.11.5. EWS reservation:** 10% seats of the total intake capacity at a Government Dental College where additional seats have been allocated for implementation of EWS quota shall be reserved for candidates belonging to EWS category.

**10.11.6. As per MDS course Regulations 2017:**

- a. The reservation of seats in dental college/institutions for respective categories shall be as per applicable laws prevailing in States/Union territories. An all India merit list as well as State-wise merit list of the eligible candidates shall be prepared on the basis of the marks obtained in NEET Test and candidates shall be admitted to post-graduate courses from the said merit list only:
- b. Provided that in determining the merit of candidates who are in service of Government/ public authority, weightage in the marks

---

may be given by the Government/ competent authority as an incentive upto 10% of the marks obtained for each year of service in remote and/or difficult areas upto the maximum of 30% of the marks obtained in NEET. The remote and/or difficult or rural areas shall be as defined by State Government / competent authority from time to time.

- c. A candidate who has failed to secure the minimum percentile as prescribed in these regulations, shall not be admitted to any post-graduate courses in any academic year.
- d. Minimum 5 % seats of the annual sanctioned intake capacity shall be filled up by the candidates with Bench Mark Disabilities specified under the Rights of Persons with Disabilities Act, 2016.

**10.11.7. Centres for issuing PWD certificates:** 11 Centres are identified for issuing of PwD certificate for 50% AIQ and Central Institutions/Universities.

---

# 11. Admissions to MDS Courses at Armed Forces Medical Services Institutions and for SSC entry in Army Dental Corps

11.1. Admission to the under mentioned Armed Forces Medical Services (AFMS) training institutes is open to eligible candidates:

- i) Armed Forces Medical College, Pune
- ii) Army Dental Centre, Army Hospital (Research & Referral), Delhi Cantt

11.2. The candidates shall be considered for admission to the above-mentioned AFMS institutions under the following categories, in the order of precedence

- i) Priority-I (Serving Army Dental Corps Officers as applicable vide Training Rules-2020 for AD Corps Officers promulgated by the DGAFMS)
- ii) Priority-II (Foreign candidates)
- iii) Priority-III (Para Mil/other Govt. of India sponsored candidates)
- iv) Priority-IV (Ex-SSC AD Corps Officers)
- v) Priority-V (Civilian Dental Surgeons)

**11.3. FOR GRANT OF SHORT SERVICE COMMISSION IN THE ARMY DENTAL CORPS:** As per Govt. of India policy on the subject, all the desirous candidates have to appear for NEET-MDS. This includes BDS as well as MDS candidates. NEET-MDS marks shall be used for short-listing of candidates for interview and further selection process will be conducted by the DGAFMS/ Army Dental Corps.

- 
- 11.4. At the time of online submission of application form for NEET-MDS 2021, the candidates will have to select the option “YES” to “Are you willing to take up post graduate courses in institution/hospital of Armed Forces Medical Services”. Thereafter, they will have to indicate their category as mentioned in Para 11.2
- 11.5. At the time of online submission of application form for NEET-MDS 2021, if the candidates are willing to opt for Short Service Commission in Army Dental Corps, they will have to select “Yes” to “Are you willing to opt for Short Service Commission (SSC) in Army Dental Corps?”
- 11.6. The Dental PG Courses at AFMS training Institutes are reserved for Priority-I & Priority-II candidates. However, any seat remaining vacant after fulfilling the AFMS requirement of seats to Priority-I & Priority-II candidates (balance of seats), shall be taken up for Priority III, IV & V candidates in that order. The counseling for these seats will be by DGHS through DGAFMS/AD Corps. It is also likely that no seat may be available for some of the prioritized categories, if the same have been allotted to candidates higher in priority and merit.
- 11.7. Candidates should preserve the Score & admit cards of NEET-MDS 2021, which are required to be produced during counseling to be conducted for admission to Post Graduate courses in their respective categories & for Grant of SSC in Army Dental Corps. The dates of which will be notified separately, at a later date by Army Dental Corps.
- 11.8. Priority-IV candidates only: Ex-SSC AD Corps Officers released from service after completion of contractual service and within three years after their release from service and SSC AD Corps Officers in their last year of contractual service are also eligible to apply for this category such that:

- 
- i) The date of release should not be before 01 May 2018 or after 30 Apr 2021 for the session starting in May 2021 (both dates inclusive).
  - ii) SSC AD Corps officers in the last year of contractual service and still not released from service on the day of examination must have had the explicit permission of the DGAFMS for appearing in the written entrance examination (NEET-MDS 2021)
  - iii) For further details of terms & conditions, candidates are requested to refer the Info Bulletin on the subject by DGAFMS/Army Dental Corps, as & when the same is notified.

11.9. Officers who have resigned their commission/ dismissed/ removed from service/ not completed their contractual service are NOT eligible under this category. Such officers are also not eligible as Priority-V candidates.

11.10. **RESERVATIONS:** There is no provision of reservation of seats for SC/ST/OBC/PWD in the Armed Forces Medical Services institutions conducting Post Graduate Dental courses.

11.11. **RESULTS:** The result shall be declared on NEET-MDS 2021 website. A separate merit list of categories 'PG in AFMS Institutions' and 'Grant of Short Service Commission in Army Dental Corps' shall be provided to the Directorate General of Dental services for admission to Armed Forces institutions.

**11.12. ALLOTMENT OF SEATS:**

11.12.1. Selection and final admissions to these institutions shall be made by the Armed Forces Medical Services based on merit of the candidates & as per order of precedence mentioned in Para 11.2 and who have applied online both to NEET-MDS and also to AFMS and the admissions shall be done as per Govt. of India - Ministry of Defence rules and regulations in conjunction with those applicable to the affiliating Universities.

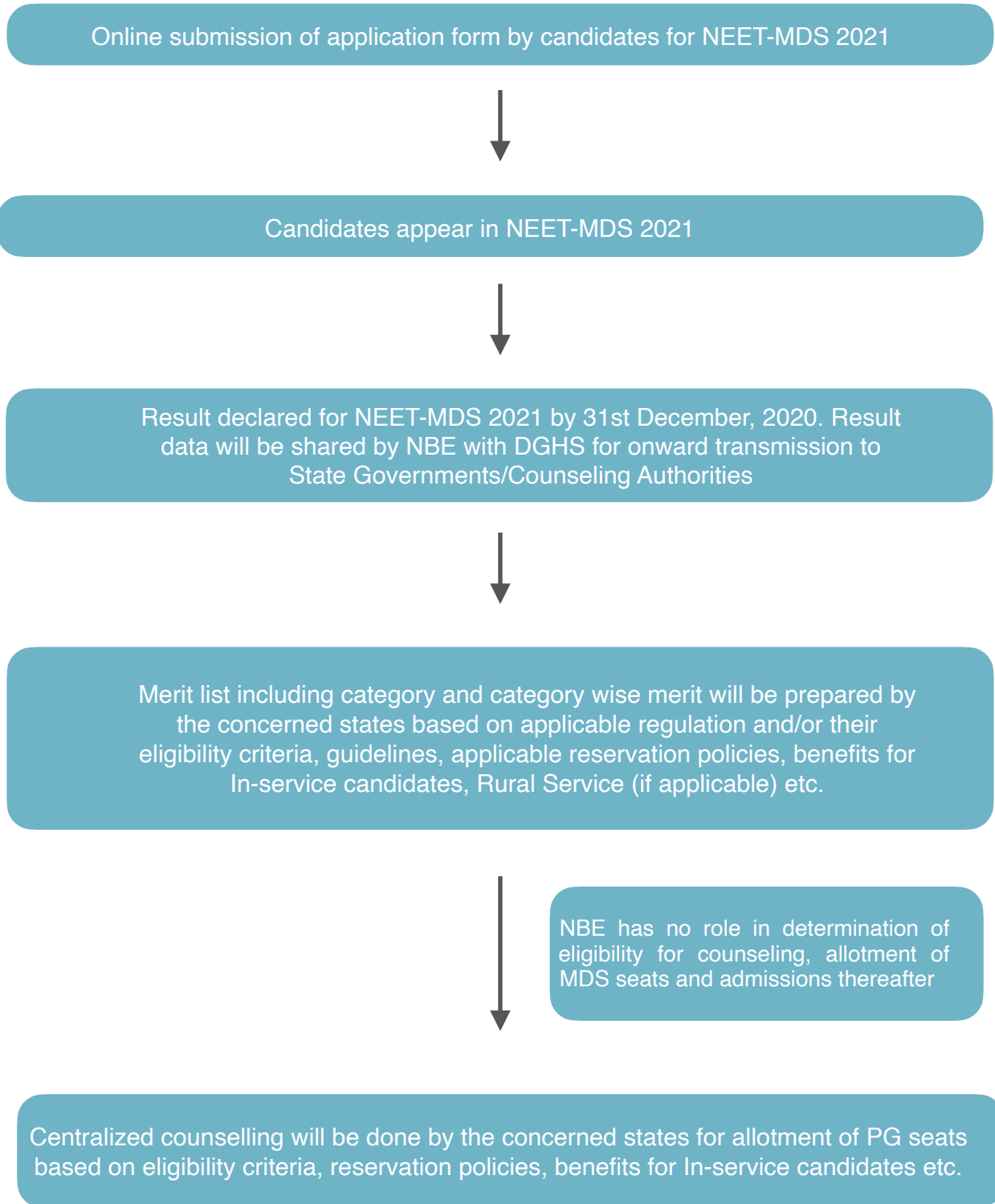
---

11.12.2. All eligible candidates desirous of MDS will have to mandatorily register on the DGHS, Ministry of Health & Family Welfare website [www.mcc.nic.in](http://www.mcc.nic.in), to be eligible for AFMS counselling for Post Graduate courses at AFMS teaching Institutes, failing which they will NOT be considered for allocation of specialities. The registration slip will be required to be furnished at the time of counselling. The list of registered candidates provided by DGHS for counselling will be final & binding for AFMS.



---

## FLOW CHART OF NEET-MDS RESULT & SEAT ALLOTMENT FOR STATE QUOTA/PRIVATE DENTAL COLLEGES UNIVERSITIES



---

## 12. Communication Protocols

12.1. Information in this information bulletin & NBE website [www.nbe.edu.in](http://www.nbe.edu.in) and [www.natboard.edu.in](http://www.natboard.edu.in) will guide you through the entire process of application submission and help answer most of your queries.

12.2. In case you are still facing issues, then you can contact NBE through any of the following modes:

- **NBE Candidate Care helpline (Preferred mode):**

<b>Helpline Number</b>	022 - 61087595
<b>Email</b>	helpdesknbeexam@gmail.com
<b>Official Website</b>	<a href="http://www.nbe.edu.in">www.nbe.edu.in</a>

- **By Post:**

Executive Director  
National Board of Examinations,  
Medical Enclave,  
Ansari Nagar,  
New Delhi -110029

12.3. The preferred mode for handling the NEET-MDS 2021 related queries shall be by email. The emails may be sent to **dedicated NEET-MDS help desk** at [helpdesknbeexam@gmail.com](mailto:helpdesknbeexam@gmail.com)

12.4. Emails related to NEET-MDS 2021 sent at any other email ID of NBE may be missed.

12.5. Queries shall only be processed if same are sent through email ID of candidate registered with NBE.

---

12.6. Following Information must be provided in emails addressed to NBE regarding NEET-MDS 2021:

- *Name of Candidate*
- *Email ID*
- *Mobile Number*
- *Correspondence Address*
- *Application ID/Roll Number for NEET-MDS 2021*
- *Session of Examination*

❖ **Emails sent without aforesaid information may not be entertained.**

12.7. Do not send the same email multiple times, as it will delay the response process.

12.8. Queries shall not be entertained from persons claiming themselves to be representative, associates or officiates of the candidate.

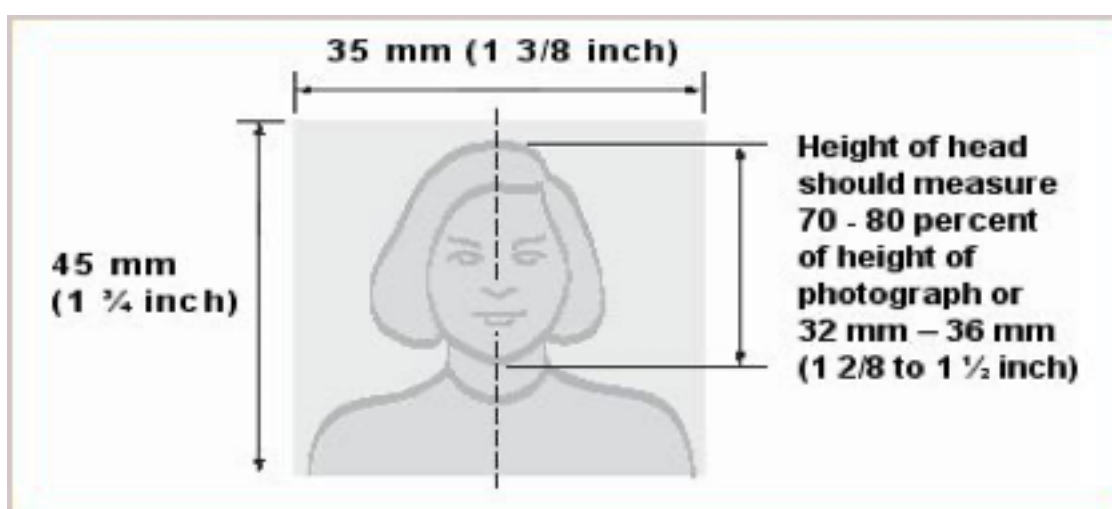
---

# Image Upload Instructions

Before applying online, a candidate will be required to have a scanned (digital) image of his/her photograph, signature and thumb impression as per the specifications given below. Your online application will not be registered unless you upload your photograph, signature and thumb impression as specified.

## **A. PHOTOGRAPH**

Processes for photo upload:



The candidate can upload their photograph in two ways:

- Through digital camera/ webcam
- By scanning the physical photograph.

## **I. CLICKING YOUR PHOTO**



- a. Stand/sit against a **white background** (Avoid distracting backgrounds)
- b. The image must not include other objects or additional people. Ensure that you are only one person in picture.
- c. The image must contain the full face, ears, neck, and shoulders of the entrant in frontal view with a neutral, non-smiling expression and with eyes open and directed at the camera.
- d. The image must not contain any parts of the body below the entrant's shoulders.
- e. Click colour photograph in **bright light** using any digital device preferably with > 5-megapixel resolution). Avoid using flash as it tends to create a shadow on the white background.
- f. Avoid selfie; ask someone else to take the picture for you. They might also help to direct you a bit, like telling you to straight your head or tuck your hair behind your ears.

### Editing of digital photograph:



- a. the photograph from the digital device to a computer/laptop.
- b. the photograph such that your head, shoulders are visible and occupy most of the image.
- c. The size of image should be less than 80kb. Size of the image can be checked by right click on the image and then go to "Properties" link. (maintain aspect ratio, i.e. height and width ratio to avoid distortion of image)

---

## II. PHOTO SCAN PROCESS

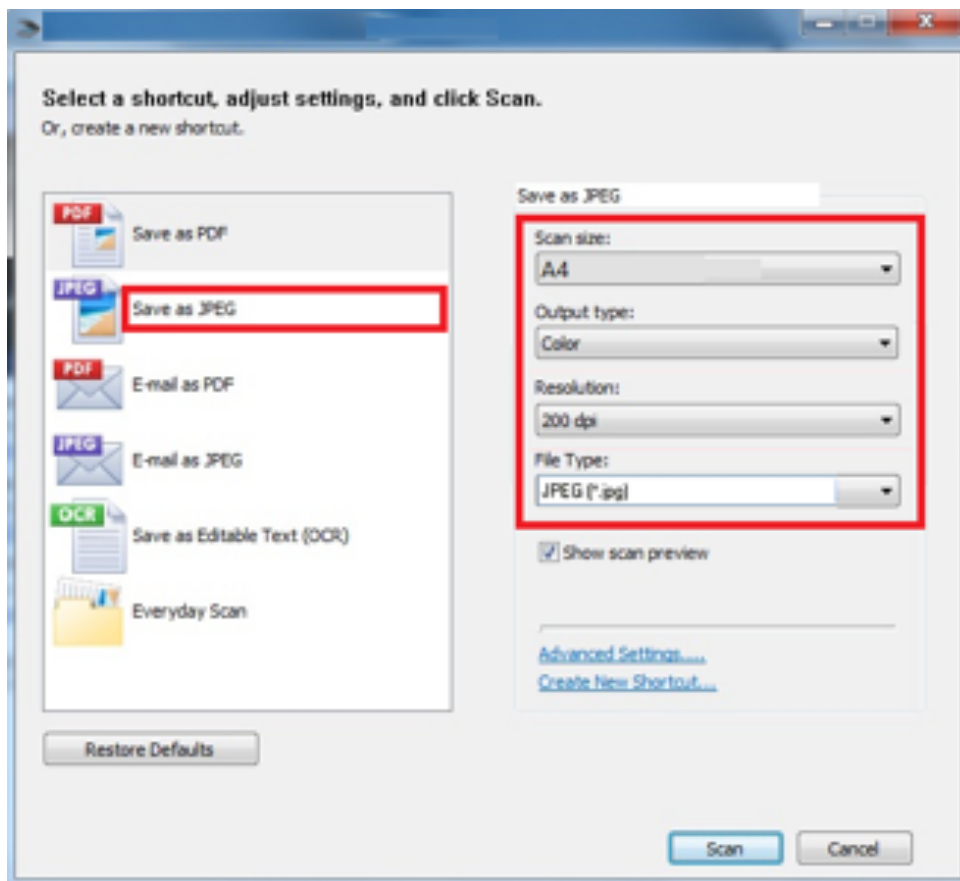

In case you already have a professionally clicked passport size colour photograph follow the following procedure to prepare scanned image of the same.

### **Before you scan the photograph ensure that**

- a. Photo has been taken against a white background without a border and clearly shows your face, eyes and both ears.
- b. The photograph is of standard passport size (35mm X 45mm, width X height)
- c. The photograph is recent (within 6 months of online application).
- d. Choose a solo photo for scanning. Cropping a group photo isn't acceptable.
- e. Profile photograph is not acceptable.

### **Scanning process of already available photograph**

- a. **Draw a box** minimum 35x45 mm size on a white sheet of paper using pencil.
- b. Affix your latest passport size photograph in the draw box.
- c. Set the scanner resolution to a minimum of 200 dpi (dots per inch)
- d. Set Color to True Color
- e. **Place sheet of paper face down on the printer or scanner surface. Press scan button on the scanner or use the scanning program on your computer.**
- f. **Crop** the image such that borders of box are reached.
- g. **Save the scanned images** as .jpg/.jpeg as "Photograph.jpg" or "Photograph.jpeg."
- h. The size of image should be less than 80kb. Size of the image can be checked by right click on the image and then go to "Properties" link.
- i. If the size of the image is more than 80 kb, then adjust the settings of scanner such as set the dpi of the scanner to 200 dpi and quality of image at low. If image size is still more than 80 kb then resize the image to the given specifications.



---

## Checklist before uploading digital image of photo



- Photograph is in colour with white background.
- Your face is clearly visible.
- The size of image should be less than 80kb.
- Image is in .jpg/.jpeg format.
- Image is not blurred in the process of editing.
- Digital enhancement or other alterations or retouching are not permitted.
- Make sure your face takes up at least 70-80% of the frame.

## **B. SIGNATURE**

**Digital image of your Signature can be made in two ways:**

- Using a digital device to directly image (i.e. camera)
- Scanning the signature

### **I. PREPARING DIGITAL IMAGE OF SIGNATURE USING A DIGITAL DEVICE (CAMERA)**

**Clicking image of signature using a digital device:**

- Draw a box of size 1.5 cm (height) x 3.5 cm (width). Use a black or dark blue ink pen to sign within this box.
- Click the signature within the box in bright light conditions using any digital device (preferably with > 5-megapixel resolution). Avoid using flash.



- 
- c. Check the shadow of your hands/camera/smartphone etc. does not fall on the sheet.



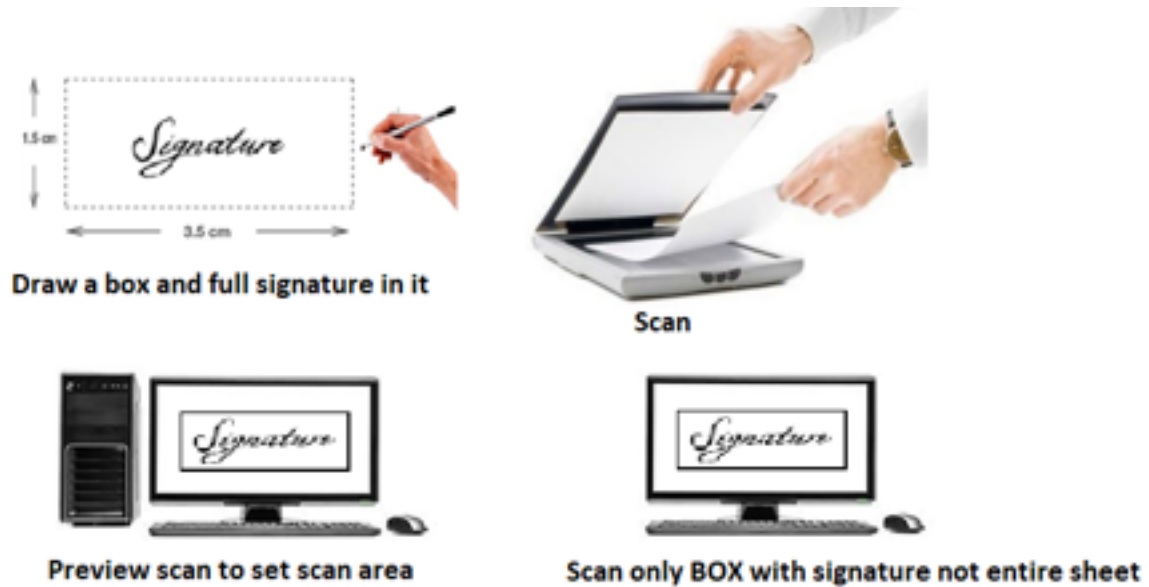
### Editing digital image of the signature:

- Transfer the digital image to a computer/laptop.
- If required, use **auto-correct feature** of image editing software so that the signature is clear against a white background.
- Crop** the image such that borders of box are reached.
- Resize** the image to 50 – 80 Kb (maintain aspect ratio, i.e. height and width ratio to avoid distortion of image)

## II. SCANNING THE SIGNATURE:

- The signatures should be **done by the candidates only** as it may be checked any time frequently.
- Signature done on the blank white page without lines only will be accepted
- Take the white sheet and mark the box size of 3.5 (Width) x 1.5 cm (Height).
- Sign inside the box with **blue/black pen**.
- If the Candidate's signature on the answer script, at the time of the examination, does not match the signature on the Attendance Sheet, the candidate will be disqualified.
- Set the scanner to 200 dpi
- The scanned image should be saved in .jpeg/ .jpg format.
- Crop only box area.

- 
- i. The size of image should be less than 80kb.



## **C. THUMB IMPRESSION**

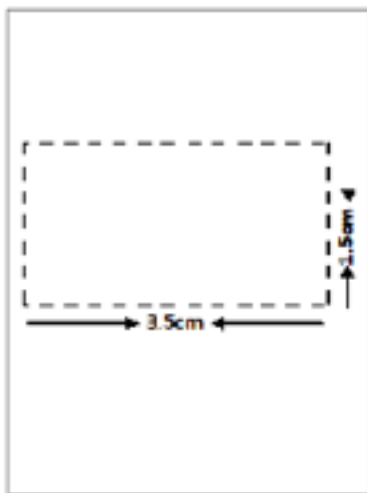
### **Instruction for preparing digital image of thumb print**



### ***Taking a thumb-print***

- Draw a box of 1.5 cm x 3.5 cm (height x width) on a white sheet of paper (you may draw more than 1 box to take multiple thumb print and select the best).
- Use a fresh **blue/black** colour ink pad.

- c. Practice on a sheet of paper to get the proper thumb-print especially the density or darkness of the colour. The impression of the print should be clear and readable; neither dark nor smudged or light.
- d. Clean your hands and dry them before you begin (oil/dirt can obscure the prints)
- e. Gently press your **LEFT THUMB** against the ink pad and take a horizontal print of your left thumb within the box. Do not press too much or wriggle as it may lead to smudging of print. Preferably take impressions of thumb in more than box.

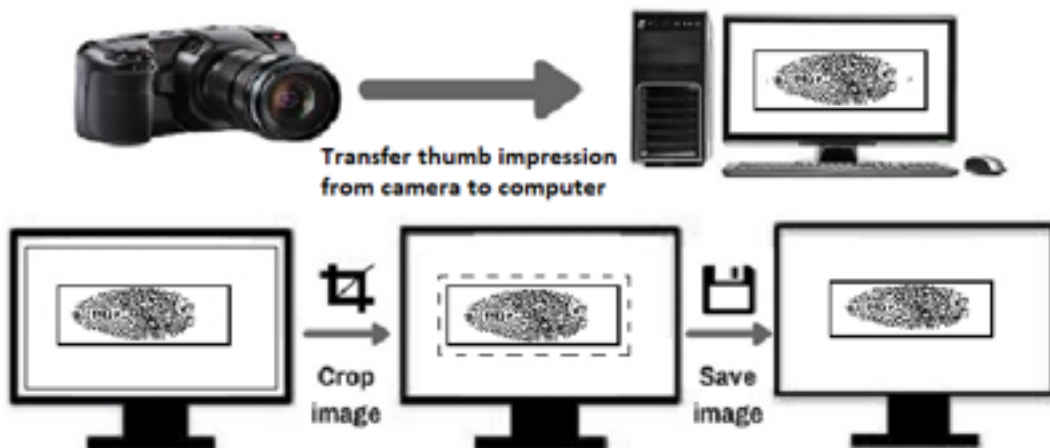


Draw a box of 1.5cm x 3.5cm for Left thumb impression



Left thumb impression within the box

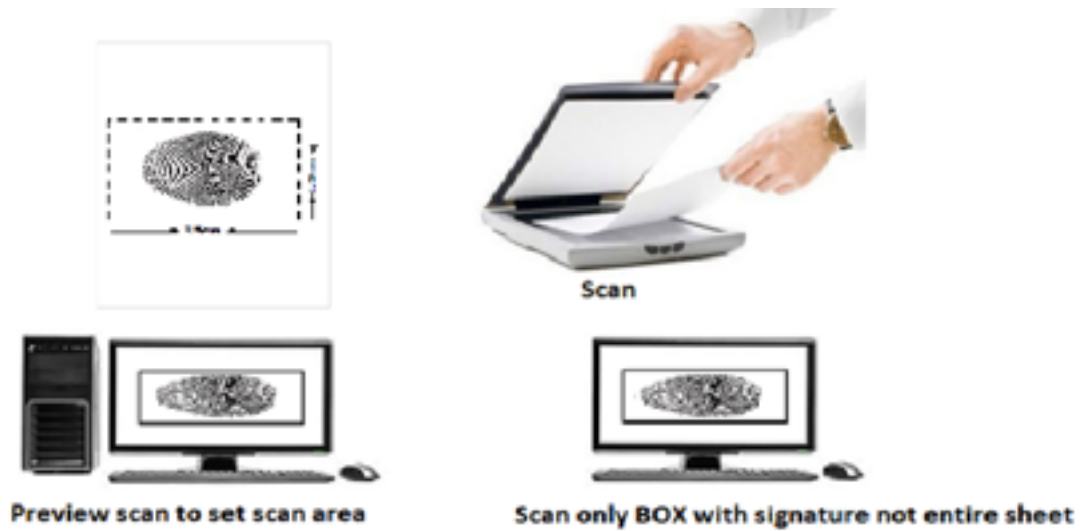
## I.PREPARING DIGITAL IMAGE OF THUMB IMPRESSION USING A DIGITAL DEVICE (CAMERA)















---

## II. SCANNING THE THUMB IMPRESSION













- a. Set the scanner to 200 dpi.
- b. Save the scanned image of thumb-print as .jpg/ .jpeg format.
- c. Crop only box area.
- d. The size of image should be less than 80kb. Size of the image can be checked by right click on the image and then go to "Properties" link.





















## INSTRUCTIONS FOR ACCEPTABLE PHOTOGRAPHS



















Not Acceptable	Reason for Rejection	Acceptable
	Cropped image	
		
	Not looking straight into camera	
		
	Black & White Photographs	
		











	<p>Improper flash or improper lighting</p>	
		
	<p>Photo taken with mobile phone (including "selfies") resulting in distorted face</p>	
		
	<p>Distortion due to enlargement of an original smaller image</p>	
		
	<p>Improper Background or Sunglasses</p>	







			
	Too much glare on spectacles		
			
	Spectacle rim over eyes		
			
<b>INSTRUCTIONS FOR ACCEPTABLE SIGNATURES</b>			
<b>Not Acceptable Signature</b>	<b>Reason for Rejection</b>	<b>Acceptable</b>	
	Signature not in rectangle box		

























			
	<b>Signature not in full</b>		
			
	<b>Initials are unacceptable</b>		
			
	<b>Signature in Capital</b>		
			
	<b>Signature is smaller in size. Instead of the box, entire page is scanned and uploaded.</b>		
			













	<b>Signature not in plain white background</b>	
<div style="display: flex; justify-content: space-between; align-items: center;">   </div>		
	<b>Signature and thumb impression in same box</b>	
<div style="display: flex; justify-content: space-between; align-items: center;">   </div>		
	<b>Signatures with dark background</b>	
<div style="display: flex; justify-content: space-between; align-items: center;">   </div>		
	<b>Signature outside the rectangle</b>	
<div style="display: flex; justify-content: space-between; align-items: center;">   </div>		
	<b>Signature in other than blue or black ink</b>	

			
	Photograph uploaded in place of Signatures		
			
	Thumb Impression Uploaded in place of Signatures		
			

INSTRUCTIONS FOR ACCEPTABLE THUMB IMPRESSIONS		
Not Acceptable Signature	Reason for Rejection	Acceptable
	Thumb impression in other than blue or black ink	
		
	Thumb impression taken via mobbile phone/camera with dark background	

			
	Incomplete thumb impression		
			
	Picture of thumb impression		
			
	Thumb impression uploaded is partly cropped / not scanned completely.		
			
	Thumb impression is not clear		
			
	Dry thumb impression		
			
	Thumb impression not in plain white background		

			
	<b>Thumb Impression obscured by too much ink.</b>		
			
	<b>Thumb Impression is too small; upload full A4 size sheet instead of box alone</b>		
			

**FORMAT OF AFFIDAVIT FOR JAMMU & KASHMIR CANDIDATES**

**To be submitted only by candidates claiming seats under All India Quota**

(On Non Judicial Stamp Paper of Rs. 10/- and to be sent along with Application Form.)

**AFFIDAVIT**

I,..... Son/Daughter of.....

R/o.....do hereby solemnly affirm

and state as follows:

1. That I am not eligible to appear for the MDS seats in state of Jammu & Kashmir and hence not eligible to seek admission in Dental Colleges of Jammu & Kashmir.

AND

2. That I am not domiciled in Jammu & Kashmir.

**DEPONENT**

**VERIFICATION:**

I, the above named deponent do hereby verify that the facts stated in paragraph 1 and 2 of the affidavit are true to my personal knowledge.

Verified at.....on this.....day of.....

**DEPONENT**

**PROFORMA FOR SCHEDULED CASTE AND SCHEDULED TRIBE CERTIFICATE**

Form of certificate as prescribed in M.H.A., O.M., No. 42/21/49-N.G.S. dated the 28.1.1952, as revised in Dept. of Per- & A.R. letter No. 36012/6/76-Est. (S.CT), dated the 29.10.1977, to be produced by candidate belonging to a Scheduled Caste or a Scheduled Tribe in support of his/her claim.

**CASTE CERTIFICATE**

This is to certify that Shri/Smt./Kum.\*.....son/daughter\*  
of.....of  
village/town\*.....in district/Division\*.....of the  
State/Union Territory\* .....belongs to the..... Caste/  
Tribe

which is recognized as a Scheduled Caste/Scheduled Tribe\*under:

- The Constitution (Scheduled Caste) Order, 1950
- The Constitution (Scheduled Tribe) Order, 1950
- The Constitution (Scheduled Caste) (Union Territories) Order, 1951
- The Constitution (Scheduled Tribe) (Union Territories) Order, 1951

% 1. (as amended by the Scheduled Caste and Scheduled Tribe Lists (Modification) order, 1956, the Bombay Re-organization Act, 1960, the Punjab Re- organization Act, 1966, the State of Himachal Pradesh Act, 1970 the North Eastern Areas (Re-organization) Act, 1971 and the Scheduled Castes and Scheduled Tribes Orders, (Amendment) Act, 1976).

- The Constitution (Jammu and Kashmir) Scheduled Caste Order, 1956.
- The Constitution (Andaman and Nicobar Islands) Scheduled Tribes Order, 1959.
- The Constitution (Dadar and Nagar Haveli) Scheduled Caste Order, 1962.
- The Constitution (Dadar and Nagar Haveli) Scheduled Tribes, Order, 1962.
- The Constitution (Puducherry) Scheduled Caste Order, 1964
- The Constitution (Uttar Pradesh) Scheduled Tribes, Order, 1967.
- The Constitution (Goa, Daman & Diu) Scheduled Caste Order, 1968.
- The Constitution (Goa, Daman & Diu) Scheduled Tribes, Order, 1968.
- The Constitution (Nagaland) Scheduled Tribes Order, 1970.
- The Constitution (Sikkim) Scheduled Caste Order, 1978.
- The Constitution (Sikkim) Scheduled Tribes Order, 1978.

---

% 2. Applicable in the case of Scheduled Caste/Schedule Tribe persons who have migrated from one State/Union Territory Administration:

This certificate is issued on the basis of the Scheduled Caste/Scheduled Tribe\* certificate issued to Shri/Smt\* \_\_\_\_\_ father/mother of Shri/Smt/Kum\* \_\_\_\_\_ of village/town in \_\_\_\_\_ District/Division\* \_\_\_\_\_ of the State/Union Territory\* \_\_\_\_\_ who belongs to the \_\_\_\_\_ caste/tribe which is recognized as a Scheduled Caste/Scheduled Tribe\* in the State/Union Territory\* \_\_\_\_\_ issued by the \_\_\_\_\_ (name of prescribed authority) vide their No \_\_\_\_\_ date \_\_\_\_\_.

% 3. Shri\*/Smt.\*/Kum\* \_\_\_\_\_ and/or his/her\* family ordinary reside (s) in village/town\* \_\_\_\_\_ of the State/Union Territory of \_\_\_\_\_

Signature \_\_\_\_\_  
Designation \_\_\_\_\_

Date: \_\_\_\_\_ (With seal of Office)  
Place: \_\_\_\_\_ State/Union Territory\*\*

\*Please delete the words which are not applicable.

• Please quote specific Presidential Order.

% Delete the paragraph which is not applicable.

\*\*Should be signed by the Authorities empowered to issue Scheduled Caste/Scheduled Tribe certificates as specified above.

**PROFORMA FOR OTHER BACKWARD CLASS (OBC) CERTIFICATE**

(CERTIFICATE TO BE PRODUCED BY OTHER BACKWARD CLASSES APPLYING FOR ADMISSION TO CENTRAL EDUCATIONAL INSTITUTIONS (CEIs), UNDER THE GOVERNMENT OF INDIA)

This is to certify that Shri / Smt. / Kum. \_\_\_\_\_ Son / Daughter of Shri / Smt. \_\_\_\_\_ of Village / Town \_\_\_\_\_ District / Division \_\_\_\_\_ in the \_\_\_\_\_ State belongs to the \_\_\_\_\_ Community which is recognized as a backward class under:

- i) Resolution No. 12011/68/93-BCC(C) dated 10/09/93 published in the Gazette of India Extraordinary Part I Section No. 186 dated 13/09/93.
- ii) Resolution No. 12011/9/94-BCC dated 19/10/94 published in the Gazette of India Extraordinary Part I Section I No. 163 dated 20/10/94.
- iii) Resolution No. 12011/7/95-BCC dated 24/05/95 published in the Gazette of India Extraordinary Part I Section I No. 88 dated 25/05/95.
- iv) Resolution No. 12011/96/94-BCC dated 9/03/96.
- v) Resolution No. 12011/44/96-BCC dated 6/12/96 published in the Gazette of India Extraordinary Part I Section I No. 210 dated 11/12/96.
- vi) Resolution No. 12011/13/97-BCC dated 03/12/97.
- vii) Resolution No. 12011/99/94-BCC dated 11/12/97.
- viii) Resolution No. 12011/68/98-BCC dated 27/10/99.
- ix) Resolution No. 12011/88/98-BCC dated 6/12/99 published in the Gazette of India Extraordinary Part I Section I No. 270 dated 06/12/99.
- x) Resolution No. 12011/36/99-BCC dated 04/04/2000 published in the Gazette of India Extraordinary Part I Section I No. 71 dated 04/04/2000.
- xi) Resolution No. 12011/44/99-BCC dated 21/09/2000 published in the Gazette of India Extraordinary Part I Section I No. 210 dated 21/09/2000.
- xii) Resolution No. 12015/9/2000-BCC dated 06/09/2001.
- xiii) Resolution No. 12011/1/2001-BCC dated 19/06/2003.
- xiv) Resolution No. 12011/4/2002-BCC dated 13/01/2004.
- xv) Resolution No. 12011/9/2004-BCC dated 16/01/2006 published in the Gazette of India Extraordinary Part I Section I No. 210 dated 16/01/2006.
- xvi) Resolution No. 12011/14/2004-BCC dated 12/03/2007 published in the Gazette of India Extraordinary Part I Section I No. 67 dated 12/03/2007.
- xvii) Resolution No. 12018/6/2005-BCC dated 10/10/2007 published in the Gazette of India Extraordinary Part I Section I No. 311 dated 12/10/2007.
- xviii) Resolution No. 12015/2/2007-BCC dated 18/08/2010 published in the Gazette of India Extraordinary Part I Section I No. 232 dated 18/08/2010 & Corrigendum dated 11/10/2010.

Shri / Smt. / Kum. \_\_\_\_\_ and / or his family ordinarily reside(s) in the \_\_\_\_\_ District / Division of \_\_\_\_\_ State.

This is also to certify that he / she does not belong to the persons / sections (Creamy Layer) mentioned in Column 3 of the Schedule to the Government of India, Department of Personnel & Training O.M. No. 36012/22/93-Estt. (SCT) dated 08/09/93 which is modified vide OM No. 36033/3/2004 Estt.(Res.) dated 09/03/2004 or the latest notification of the Government of India.

**Dated:**

**District Magistrate/ Competent Authority  
Seal**

**NOTE:**

- a. The Term Ordinarily used here will have the same meaning as in Section 20 of the Representation of the People Act, 1950.
  - a. The authorities competent to issue Caste Certificates are indicated below:
    - i. District Magistrate/ Additional Magistrate/1st Class Stipendiary Magistrate/Sub-Divisional Magistrate/Taluka Magistrate/Executive Magistrate/Extra Assistant Commissioner (not below the rank of 1st Class Stipendiary Magistrate.)
    - ii. Chief Presidency Magistrate/ Additional Chief presidency Magistrate/Presidency magistrate.
    - iii. Revenue Officer not below the rank of Tehsildar.
  - c. Sub-Divisional Officer of the area where the candidate and/or his family resides.
- The annual income/status of the parents of the applicant should be based on financial year ending **March 31, 2020.**



**List of Centres which will issue Disability Certificates as per 21 benchmark Disabilities given under RPwD Act-2016**

S/No.	Centres which will issue Disability Certificates as per 21 Benchmark Disabilities given under RPwD Act-2016	City/State
1	Vardhman Mahavir Medical College & Safdarjang Hospital	New Delhi
2	All India Institute of Physical Medicine and Rehabilitation (for Locomotor Disability)	Mumbai
3	Institute of Post Graduate Medical Education & Research	Kolkata
4	Madras Medical College	Chennai
5	Grant Government Medical College, J.J. Hospital Compound	Mumbai, Maharashtra
6	Goa Medical College	Goa
7	Government Medical College, Thiruvananthapuram	Thiruvananthapuram
8	SMS Medical College	Jaipur, Rajasthan
9	Govt. Medical College and Hospital, Sector-32	Chandigarh
10	Govt. Medical College, Agartala, State Disability Board	Agartala / Tripura
11	Institute of Medical Sciences, Banaras Hindu University	Varanasi, Uttarpradesh

### CERTIFICATE OF DISABILITY

(As per MCI Gazette Notification No. MCI-18(1)/2018-Med./187262 dated 5<sup>th</sup> Feb, 2019/14<sup>th</sup> May, 2019 for Admission to Medical Courses in All India Quota)

Affix Passport size Photograph of the candidate (same as uploaded on the Online Application Form) duly attested by the issuing authority

Certificate No. \_\_\_\_\_ Dated \_\_\_\_\_

Name of the Designated Centre (as per Appendix IX-A) : \_\_\_\_\_

This is to certify that Dr./Mr./Ms. \_\_\_\_\_

Aged \_\_\_\_\_ Years Son/Daughter of Mr. \_\_\_\_\_

R/o \_\_\_\_\_

NEET Application no. \_\_\_\_\_ NEET Roll no. \_\_\_\_\_

Rank No. \_\_\_\_\_ has the following Disability (Name of the Specified Disability) \_\_\_\_\_ in (percentage) of \_\_\_\_\_ (in words) \_\_\_\_\_ (in Figures).

- Please tick on the "Specified Disability"

(Assessment may be done on the basis of Gazette of India. Extraordinary, Part-II, Section 3 Sub-section (ii), Ministry of Social Justice and Empowerment)

S/No.	Disability Type	Type of Disability	Specified Disability
1.	Physical Disability	A. Locomotor Disability* B. Visual Impairment* C. Hearing Impairment* D. Speech & Language Disability	a. Leprosy cured person, b. Cerebral Palsy, c. Dwarfism, d. Muscular Dystrophy, e. Acid attack Victims, f. other such as Amputation, Poliomyelitis a. Blindness b. Low Vision  a. Deaf b. Hard of hearing  a. Organic/Neurological causes
2.	Intellectual Disability		a. Specific Learning Disability (Perceptual disabilities, Dyslexia, Dyscalculia, Dyspraxia & Development Aphasia b. Autism Spectrum Disorders
3.	Mental Behaviour		a. Mental illness
4.	Disability caused due to	a. Chronic Neurological Conditions b. Blood Disorders	i. Multiple Sclerosis ii. Parkinsonism  i. Haemophilia, ii. Thalassemia, iii. Sickle Cell Disease
5.	Multiple Disability including Deaf Blindness		More than one of the above specified disabilities

- **Conclusion:** He/She is **Eligible/Not Eligible** for admission in Medical/Dental courses as per the MCI Gazette Notification subject to his being otherwise medically fit.
- ❖ Functional competency with the aid of **Assistive devices** in case of **Locomotor\*/Visual\*/Hearing\* Impairment**, if any \_\_\_\_\_

Sign. & Name \_\_\_\_\_  
(Concerned Specialist)

Sign. & Name \_\_\_\_\_  
(Concerned Specialist)

Sign. & Name \_\_\_\_\_  
(Concerned Specialist)

**List of Medical Education Directorate/Offices  
for Counseling related Information**

DIRECTORATE GENERAL OF HEALTH SERVICES	Contact Details	
Prof (Dr) B. Srinivas The Assistant Director General (ME), Directorate General Of Health Services Room No.352, 'A' Wing, Nirman Bhawan, New Delhi	Telephone No.  Fax No. Website	011-23061110 Toll Free No.: 18001027637 & 0120-4073500 011-23061907 <a href="http://www.mcc.nic.in">www.mcc.nic.in</a>
DETAILS OF STATES/ UNION TERRITORIES COUNSELLING AUTHORITIES	Contact Details	
<b>ANDAMAN &amp; NICOBAR ISLANDS</b>		
The Director (Health Services), Directorate of Health Services, Andaman & Nicobar Administration, Secretariat, Port Blair-744101	Telephone No. Fax No. Website E-mail ID	03192-233331 03192-232910 <a href="http://www.dhs.andaman.gov.in">www.dhs.andaman.gov.in</a> <a href="mailto:dirdhs.and@nic.in">dirdhs.and@nic.in</a>
<b>ARUNACHAL PRADESH</b>		
The Director (Health Services), Directorate of Health Services Govt. of Arunachal Pradesh, Naharlagun, Arunachal Pradesh-791110 Distt. Papumpare	Telephone No. Fax No. Website E-mail ID	0360-2244248 0360-2244182 <a href="http://www.apdhte.nic.in">www.apdhte.nic.in</a> <a href="mailto:dhsnlg@gmail.com">dhsnlg@gmail.com</a>
<b>ASSAM</b>		
The Director of Medical Education Office of the Director of Medical Education, Sixmile, Khanapara, Guwahati, Assam, Pin-781022	Telephone No. Fax No. Website E-mail ID	0361-2366236 0361-2366236 <a href="http://www.dmeassam.gov.in">www.dmeassam.gov.in</a> <a href="mailto:dmeassam@gmail.com">dmeassam@gmail.com</a> <a href="mailto:dme@assam.gov.in">dme@assam.gov.in</a>
<b>ANDHRA PRADESH</b>		
The Directorate of Medical Education Old Govt. General Hospital Hanumanceta Amravati, Vijaywada - 520003	Tel. (Off) Fax No. Website E-mail ID	0866-2574065  <a href="mailto:dmegoap@yahoo.co.in">dmegoap@yahoo.co.in</a> <a href="http://www.dme.ap.nic.in">www.dme.ap.nic.in</a>
<b>BIHAR</b>		
The Director of Medical Education Directorate of Health Services, Department of Health & Family Welfare, Vikas Bhawan Patna-800001, Bihar	Telephone No. Website E-mail ID	0612-2234992 <a href="http://health.bih.nic.in">health.bih.nic.in</a> <a href="mailto:as-health-bih@nic.in">as-health-bih@nic.in</a>
<b>CHANDIGARH</b>		

The DirectorPrincipal Govt. Medical CollegeHospital, Sector-32,Chandigarh	Telephone No. Fax No. Website E-mail ID	0172-2601023-4321 0772-2609360 <a href="http://www.gmch.gov.in">www.gmch.gov.in</a> <a href="mailto:dpgmcc@yahoo.com">dpgmcc@yahoo.com</a>
<b>CHHATTISGARH</b>		
The Director of Medical Education Directorate of Medical Education Old Nurses Hostel, Mantralaya Complex, Raipur-492001, Chhatisgarh	Telephone No. Fax No. Website E-mail ID	0771-4264052, 2221621 0771-2234451 <a href="http://www.cgdme.in">www.cgdme.in</a> <a href="mailto:cgdme@rediffmail.com">cgdme@rediffmail.com</a>
<b>DADRA AND NAGAR HAVELI</b>		
The Director of Education 1st Floor, Building No.5, P.W.D. Office Complex, Dadra and Nagar Haveli, Silvassa	Telephone No. Fax No. Website E-mail ID	0260-2630792 0260-2642006 <a href="http://dnh.nic.in">dnh.nic.in</a> <a href="mailto:asde-admn-dnh@nic.in">asde-admn-dnh@nic.in</a>
<b>DAMAN &amp; DIU (UT)</b>		
The Assistant Director (Technical Education) UT Administration of Daman & Diu Government Polytechnic, Varkund, MotaFalia Nani Daman-396210	Telephone No. Fax No. Website E-mail ID	0260-2231707, 2230468 0260-2251351 <a href="http://daman.nic.in">daman.nic.in</a> <a href="mailto:pers.dd@nic.in">pers.dd@nic.in</a> <a href="mailto:ceodp-dmn-dd@nic.in">ceodp-dmn-dd@nic.in</a>
<b>DELHI</b>		
Guru Gobind Singh Indraprastha University Sector - 16C, Dwarka, New Delhi - 110078	Telephone No. Phone Fax E-Mail Id	+91-11-25302170, +91-11-25302111 <a href="mailto:ggsipu.pr@rediffmail.com">ggsipu.pr@rediffmail.com</a> <a href="mailto:pro@ipu.ac.in">pro@ipu.ac.in</a>
DELHI UNIVERSITY The Dean Faculty of Medical Sciences, VPCI Building, 6th Floror, University of Delhi, Delhi-110 007	Telephone No. Fax No. Website E-mailID	011-27662764,27667647,2766220 8 011-27662763 <a href="http://www.fmsc.ac.in">www.fmsc.ac.in</a> <a href="mailto:dean-medical@du.ac.in">dean-medical@du.ac.in</a>
<b>GOA</b>		
The Assistant Director Centralized Admission Division (CAD) Directorate of Technical Education, Alto-Porvorim, Goa-403571	Telephone No. Fax No. Website E-mail ID	0832-2416370 0832-2413572 <a href="http://www.dtegoa.gov.in">www.dtegoa.gov.in</a> <a href="mailto:dir-dte.goa@nic.in">dir-dte.goa@nic.in</a>
<b>GUJARAT</b>		
The Dean B.J. Medical College, Asarwa, Ahmedabad Gujarat	Telephone No. Fax No. Website E-mail ID	079-22680074 079-22683067 <a href="http://www.bjmc.org">www.bjmc.org</a> <a href="mailto:dean.bjmc@hotmail.com">dean.bjmc@hotmail.com</a>
<b>HARYANA</b>		

The Director Medical Education & Research Haryana Paryatan Bhawan, Bays No.55-58, Sector-2, Panchkula.	Telephone No. Fax No. Website E-mail ID	0172-2560799 0172-2566556 haryanahealth.nic.in <a href="mailto:dmer.haryana@gmail.com">dmer.haryana@gmail.com</a>
<b>HIMACHAL PRADESH</b>		
The Director Medical Education & Research, Block No.06, SDA Complex, Kusumti, Shimla-171009.	Telephone No. Fax No. Website E-mail ID	0177-2624895 0177-2620733 <a href="http://www.hp.gov.in/hpdmer">www.hp.gov.in/hpdmer</a> <a href="mailto:directorateme@yahoo.com">directorateme@yahoo.com</a>
<b>JAMMU &amp; KASHMIR</b>		
The Director (Health Services) Directorate of Health Services, Jammu Division, Near MLA's Hostel, Jammu Tawi Jammu - 180001	Telephone No. Fax No. Website E-mail ID	0191-2546338(O) 0191-2549632,2566599 <a href="http://www.jkhealth.org">http://www.jkhealth.org</a> <a href="mailto:dhsjammu@rediffmail.com">dhsjammu@rediffmail.com</a>
The Director (Health Services) Directorate of Health Services, Old Secretariat (J & K), Srinagar, Kashmir	Telephone No. Fax No. Website E-mail ID	0194-2452052 (O) 0194-24527313 <a href="http://www.jkhealth.org">http://www.jkhealth.org</a> <a href="mailto:amarist786@gmail.com">amarist786@gmail.com</a> , <a href="mailto:dhs76@gmail.com">dhs76@gmail.com</a>
<b>JHARKHAND</b>		
The Controller of Examination Jharkhand Combined Entrance Competitive Examination Board, Science & Technology Campus, SirkhaToli, Namkum-Tupudana Road, Namkum, Ranchi -834023	Telephone No. Fax No. Website E-mail ID	0651-6999170-71 0651-2230336 <a href="http://www.iceceb.jharkhand.gov.in">www.iceceb.jharkhand.gov.in</a> <a href="mailto:iceceboard@gmail.com">iceceboard@gmail.com</a>
<b>KARNATAKA</b>		
Directorate of Medical Education Anand Rao Circle Bangalore-560009	Telephone No. Fax No. Website E-mail ID	080-22870060 080-22875798 <a href="http://www.karnataka.gov.in/">www.karnataka.gov.in/</a> dmekarnataka <a href="mailto:dmekarnataka2020@gmail.com">dmekarnataka2020@gmail.com</a>
<b>KERALA</b>		
The Commissioner for Entrance Examinations Vth Floor, Housing Board Buildings, Santhi Nagar, Thiruvananthapuram-695001	Telephone No. Fax No. Website E-mail ID	0471-2332120, 2338487 0471-2337228 <a href="http://www.cee-kerala.org">www.cee-kerala.org</a> <a href="mailto:ceekinfo@cee.kerala.gov.in">ceekinfo@cee.kerala.gov.in</a>
<b>LADAKH (UT)</b>		
The Director (Health Services) Directorate of Health Services, Jammu Division, Near MLA's Hostel, Jammu Tawi Jammu - 180001	Telephone No. Fax No. Website E-mail ID	0191-2546338 (O) 0191-2549632, 2566599 <a href="http://www.jkhealth.org">http://www.jkhealth.org</a> <a href="mailto:dhsjammu@rediffmail.com">dhsjammu@rediffmail.com</a>
<b>LAKSHADWEEP (UT)</b>		
The Director of Education Department of Education UT of Lakshadweep.	Telephone No. Fax No. Website E-mail ID	04896-262241 04896-262264 <a href="http://www.lakshadweep.nic.in">www.lakshadweep.nic.in</a> <a href="mailto:lk-doe@hub.nic.in">lk-doe@hub.nic.in</a>

<b>MAHARASHTRA</b>		
COMMISSIONERATE, STATE COMMON ENTRANCE TEST CELL 8 <sup>th</sup> Floor, New Excelsior Building, A. K. Nayak Marg, Fort, Mumbai-400001	Telephone No. Website E-mail ID	022-22016157/59/53, 022-22016134/19/28 <a href="http://www.mahacet.org">www.mahacet.org</a> <a href="mailto:maharashtra.cetcell@gmail.com">maharashtra.cetcell@gmail.com</a>
<b>MIZORAM</b>		
The Director Higher & Technical Education, Govt. of Mizoram, Mcdonald Hill, Zarkawt, Aizawl, Mizoram	Telephone No. Fax No. Website E-mail ID	0389-2340926 0389-2340927 <a href="http://healthmizoram.nic.in">http://healthmizoram.nic.in</a> <a href="mailto:director_htemz@yahoo.com">director_htemz@yahoo.com</a>
<b>MADHYA PRADESH</b>		
The Director Directorate of Medical Education, Satpura Bhawan, Bhopal, Madhya Pradesh	Telephone No. Website E-mail ID	0755-2551307, 2551719 <a href="http://www.medicaleducation.mp.gov.in">www.medicaleducation.mp.gov.in</a> <a href="mailto:dme12001@yahoo.com">dme12001@yahoo.com</a>
<b>MANIPUR</b>		
The Director, (Medical Education) Directorate of Health Services, Imphal, Manipur	Telephone No. Fax No. Website E-mail ID	0385-2411484, 2414629 0364-2414625 <a href="http://rims.edu.in">http://rims.edu.in</a> <a href="mailto:director@rims.edu.in">director@rims.edu.in</a>
<b>MEGHALAYA</b>		
The Commissioner & Secretary Health & Family Welfare, Meghalaya Secretariat, Addl. Building, R.No.315, Shillong-793001 Meghalaya	Telephone No. Website E-mail ID	0364-2223760 <a href="http://www.meghealth.gov.in">www.meghealth.gov.in</a> <a href="mailto:kmarb2007@gmail.com">kmarb2007@gmail.com</a>
<b>NAGALAND</b>		
The Director Directorate of Technical Education, Kohima, Nagaland	Telephone No. Fax No. Website E-mail ID	0370-2270409 0370-2270409 <a href="http://www.dtenagaland.org.in">www.dtenagaland.org.in</a> <a href="mailto:direch.edu-ng@nic.in">direch.edu-ng@nic.in</a> <a href="mailto:mhasetonakro@yahoo.com">mhasetonakro@yahoo.com</a>
<b>ODISHA</b>		
The Chairman Odisha Joint Entrance Examination JEE Cell, Gandamunda, Khandagiri, Dist.Khurda, Bhubaneswar-751030	Telephone No. Fax No. Website E-mail ID	0674-6552455-58 0674-2352457 <a href="http://www.odishajee.com">www.odishajee.com</a> <a href="http://www.ojee.nic.in">www.ojee.nic.in</a> <a href="mailto:odishajee2015@gmail.com">odishajee2015@gmail.com</a>
<b>PUDUCHERRY (UT)</b>		
The Director (Health) Directorate of Medical & F.W. Services, Housing Board Building, Opposite LIC, Health Department Complex, Puducherry-605001	Telephone No. Fax No. Website E-mail ID	0413-2229355 (O) 0413-2339351 <a href="http://health.puducherry.gov.in/dms.pon@nic.in">http:// health.puducherry.gov.in/dms.pon@nic.in</a>
<b>PUNJAB</b>		

The Vice-Chancellor Baba Farid University of Health Sciences, Sadiq Road, Faridkot-151203 (Punjab)	Telephone No. Fax No.  Website E-mail ID	01639-256232, 256236,257883-84 01639-256234, 01639-256235 <a href="http://www.bfuhs.ac.in">www.bfuhs.ac.in</a> <a href="mailto:generalinfo@bfuhs.ac.in">generalinfo@bfuhs.ac.in</a>
<b>RAJASTHAN</b>		
The Secretary (Medical Education) Directorate of Medical Education Govt. Secretariat Building, C- Scheme, Jaipur	TelephoneNo . FaxNo. Website E-mailID	0141-2227132 0141-2227797 <a href="http://www.medicaleducation.rajasthan.gov.in">www.medicaleducation.rajasthan.gov.in</a> <a href="mailto:phsrajasthan@gmail.com">phsrajasthan@gmail.com</a>
<b>SIKKIM</b>		
The Secretary Human Resource Development Department, Govt. of Sikkim, Tashiling, Gangtok– 737103	Tel. (Off)  Fax No. Website E-mail ID	03592-203050 03592-221611 03592-221611 <a href="http://sikkimhrdd.org">sikkimhrdd.org</a> <a href="mailto:techeduskm@gmail.com">techeduskm@gmail.com</a>
<b>TAMIL NADU</b>		
The Director (Public Health and PreventiveMedicine) Directorate of HealthServices, 359, Anna Salai, Teynampet,   Chennai-600006	Telephone No. Fax No. Website E-mail ID	044-24320802 044-24323942 <a href="http://www.tnhealth.orgdphpm@rediffmail.com">http:// www.tnhealth.orgdphpm@rediff mail.com</a>
<b>TELANGANA</b>		
The Director of Health Directorate of MedicalEducation DM&HSCampus Koti,Hyderabad	Tel. (Off) Fax No. E-mail ID Website	040-24602514-16 040-24656909, 24600769 <a href="http://dmetelangana.gov.in">dmetelangana.gov.in</a> <a href="mailto:dmetelangana@gmail.com">dmetelangana@gmail.com</a>
<b>TRIPURA</b>		
The Director (Medical Education) 2 <sup>nd</sup> Floor Tripura AIDS Controll Society Building Opp. IGM Hospital Agartala, Tripura-799001	Telephone No. Fax No. Website Email ID	0381-2325232(O) 0381-2325232 <a href="http://www.tripurahealthservices.in">http:// www.tripurahealthservices.in</a> <a href="mailto:directormetripura@gmail.com">directormetripura@gmail.com</a>
<b>UTTRAKHAND</b>		
The DirectorGeneral Directorate of Medical Education, 107, ChanderNagar, Dehradun, Uttrakhand.	TelephoneNo . FaxNo. Website E-mailID	0135-2723026,2723028 0135-2723027 <a href="http://www.ua.nic.in">www.ua.nic.in</a> <a href="mailto:medicaleducation11@gmail.com">medicaleducation11@gmail.com</a>
<b>UTTAR PRADESH</b>		
The Director General (Medical Education & Training) 6th Floor, Jawahar Bhawan, Ashok Marg, Lucknow (UP)	TelephoneNo. FaxNo. Website E-mailID	0522-2287653 0522-2288 193 <a href="http://www.updgme.in">www.updgme.in</a> <a href="mailto:dgmededu@gmail.com">dgmededu@gmail.com</a>
<b>WEST BENGAL</b>		

<p>The Chairman Central Selection Committee Medical College, 88, College Street, Kolkata-700 073.</p>	<p>TelephoneNo. FaxNo. Website E-mailID</p>	<p>033-22123853,22551633 033-22123770 medicalcollegekolkata.org. <a href="mailto:lahiritapan@yahoo.co.in">lahiritapan@yahoo.co.in</a></p>
<p><b>O/o Directorate General of Armed Forces Medical Services</b></p>		
<p>The Nodal Officer Room No.48A, 'M' Block, DGAFMS/ DG-1D, Ministry of Defence, New Delhi</p>	<p>TelephoneNo. FaxNo. Website E-mailID</p>	<p>011-23092349 011-23092562/23092992 <a href="http://www.afmc.nic.in">www.afmc.nic.in</a> <a href="http://www.afmcdg1d.gov.in">www.afmcdg1d.gov.in</a> <a href="mailto:oicexams.afmc@nic.in">oicexams.afmc@nic.in</a> <a href="mailto:afmcdg1d@nic.in">afmcdg1d@nic.in</a> <a href="mailto:ojcadmission@gmail.com">ojcadmission@gmail.com</a></p>



---

**National Board of Examinations**  
**Medical Enclave, Ansari Nagar,**  
**Mahatma Gandhi Marg (Ring Road)**  
**New Delhi- 110029**

Candidate Helpline: 022 - 61087595  
(Monday to Friday: 09:30AM to 06:00 PM)  
Website: [www.natboard.edu.in](http://www.natboard.edu.in) and [www.nbe.edu.in](http://www.nbe.edu.in)